

The impact of GenAI on the labor market





Gregory Daco
EY-Parthenon Chief Economist
New York, NY

Executive summary

Technological progress has long sparked fears of machines making human labor redundant. Throughout history, technology has transformed work, replacing some jobs while creating new ones, yet widespread unemployment due to technology has not materialized.

The rapid development of generative artificial intelligence (GenAI), capable of automating tasks across various industries, has reignited these concerns. However, as we illustrated in the first article of our series, employment levels have consistently risen over the last century, as new technologies often create more jobs than they eliminate.

What will the impact of GenAI on the labor market entail? Indeed, technological innovation affects labor via:

- ▶ Job creation, where emerging technologies can seed new roles and job opportunities
- ▶ Job displacement, where some jobs or functions become obsolete due to automation
- ▶ Job transformation, where the nature of a function or task is augmented

Four key findings of GenAI's potential impact on the labor market

1. **Ubiquitous impact:** We believe the GenAI labor transformation will be universal in that it will affect nearly all functions over the coming decade, but the degree to which functions will be affected will vary greatly across sectors and geographies. Across the US, 66% of employment (or the equivalent of 104 million jobs) is highly or moderately exposed to GenAI. The remaining 34% of occupations has low AI-exposure but will likely still be affected by AI via some secondary tasks. Globally, we find that 59% of occupations have a high to moderate exposure, with 67% in advanced economies and 57% in emerging markets.
2. **Plenty of skills in the game:** GenAI's ability to perform complex cognitive tasks means that AI taking over and rendering low-skilled jobs obsolete will most likely turn out to be a myth, and advanced economies may initially see a greater labor augmentation potential. Mathematical and programming skills have the highest GenAI exposure scores, while active listening and learning have the lowest, as these are tasks involving complex human interaction, creativity and emotional understanding.
3. **Sector exposure varies:** Engineering, life sciences, computer and mathematical, and legal sectors are the most highly exposed to GenAI, while the social, education, food services and personal care services sectors are least exposed. GenAI is transforming the workforce by enabling workers to delegate routine, data-heavy tasks to GenAI.
4. **More money, more exposure:** Higher AI exposure scores are generally correlated with occupations generating higher wages, but the widespread diffusion of functions across sectors means the relation is nuanced.



GenAI in this early stage is boosting productivity, but the use cases are expansive. It has the potential to spur new business models that will give rise to new products, new ways to engage customers and new ways to get these products in the hands of these customers. As has been the case in the past, transformative business models require both different and new ways of working.

Dr. Khalid Khan

EY Americas Strategy and Transactions AI Leader



1. AI job augmentation potential: ubiquitous but heterogeneous

Research shows most US jobs could have moderate to high exposure to AI, with high or very high augmentation for roughly a third of those.

To estimate the potential impact of GenAI across occupations, we leveraged research from Michael Webb at Stanford.¹ The analysis uses a verb-noun pairing framework covering over 800 occupations and their task descriptions from O*NET. Using the description of each occupation, the approach consists of isolating the verb-noun pairs that best describe the different job tasks along with the frequency and importance of each task.

The verb-noun pairs are then compared to patents filed for AI technology, including patent titles, descriptions and abstracts, to see how exposed they are to AI. The sum product of each task's exposure score and the frequency of tasks in every occupation is then used to estimate an aggregate raw AI impact score per occupation. These are then normalized to a 0 to 1 scale. Using the Bureau of Labor Statistics data, we then regrouped these 800 minor occupations' scores into 94 major occupational subcategories and 22 sectoral groupings.

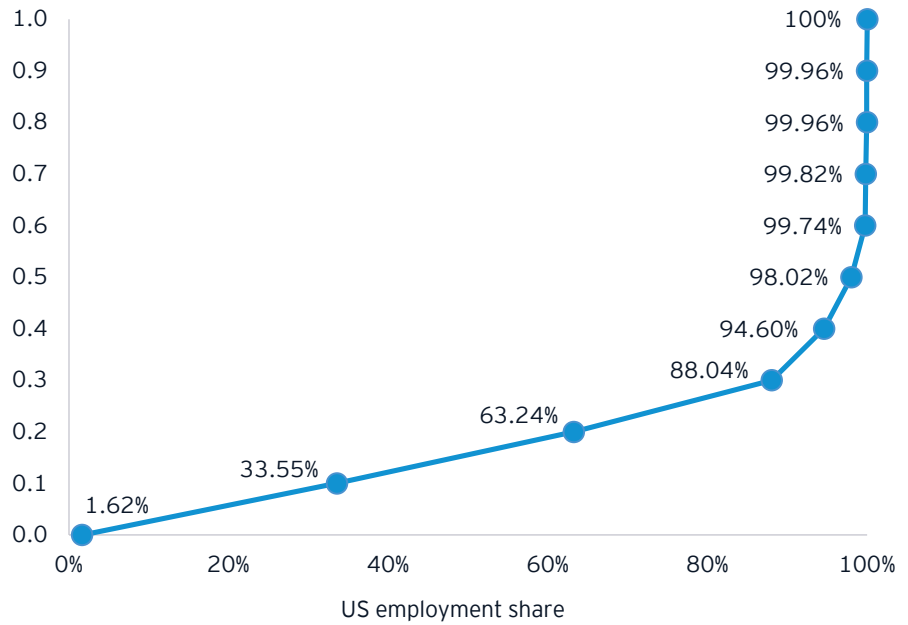
For example, the role of an agricultural technician includes a task for "developing soil sampling grids," which has an associated verb-noun pair of "develop grid" representing 5% of an agricultural technicians' functions. In turn, the verb-noun pair represents 0.05% of verb-noun pairs found in AI patent titles, descriptions and abstracts. The sum-product of all verb-noun pairs describing the agricultural technicians' functions and their individual tasks' AI exposure yields the raw AI augmentation score.

References:

¹ Webb, Michael, "The Impact of Artificial Intelligence on the Labor Market," *SSNR - Elsevier*, 11 January 2020

Our findings are quite striking, with 66% of US employment with moderate to high GenAI exposure, or the equivalent of 104 million jobs across the country (Chart 1). Within those, roughly 18% of total employment, or 28 million jobs, would have a high AI augmentation score, and 5% of employment, or 8 million jobs, would have a very high augmentation score. Importantly, the remaining 34%, which have the lowest AI-exposure score, could still be marginally affected by AI via some secondary tasks.

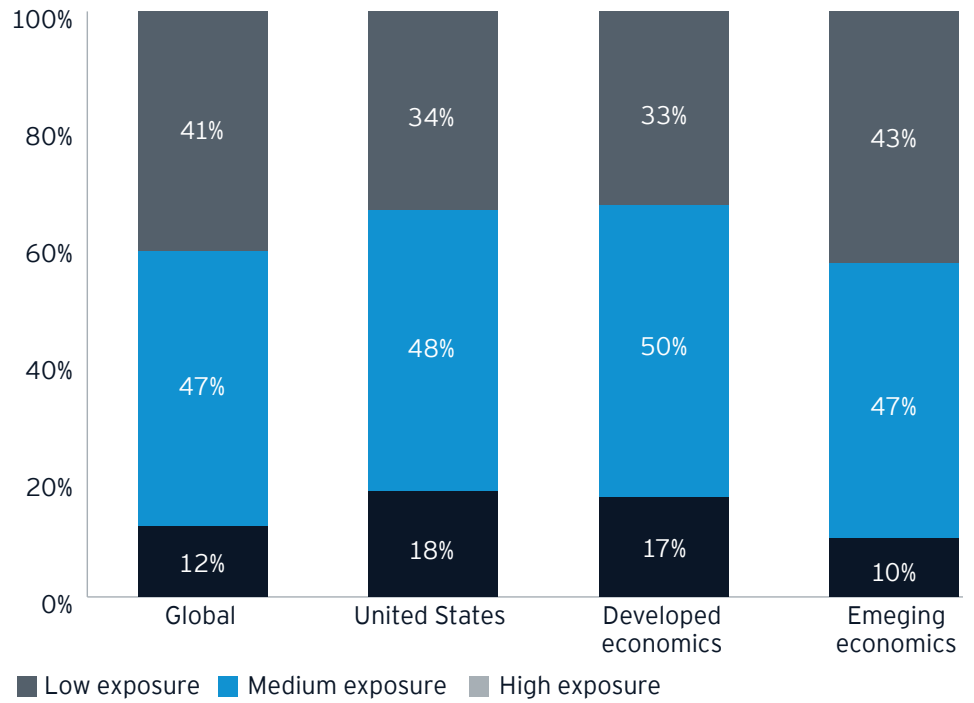
Chart 1: US cumulative employment by rescaled AI augmentation score



Source: EY-Parthenon

Using the International Labor Organization’s International Standard Industrial Classification of all economic activities, we then applied the raw AI augmentation scores across industries in 80 economies worldwide. We assumed that in emerging markets the agriculture, forestry and fishing sector had a low AI exposure score. Our findings show that globally about 59% of the workforce is highly or moderately exposed to GenAI, with 67% in developed economies and 57% across emerging economies.

Chart 2: Share of employment by AI augmentation score



Source: EY-Parthenon



2. Plenty of skills in the game across sectors


With GenAI improving efficiency and accuracy, workers can transform their roles by focusing on what humans do best.

By executing and automating complex cognitive tasks that previously only humans could perform, GenAI has the potential to enhance workers' efficiency, accelerate capital deepening and unlock substantial productivity gains across the economy.

Scenario analysis

In assessing the potential economic impact of GenAI from a productivity perspective, it is worthwhile to consider the TFP dynamics observed during the ICT revolution. From the early 1970s through 1995, TFP rose about 0.7% per year. But that pace more than doubled to a rate of 1.3% between 1995 and 2003.

Using the ICT period as a reference, we created three scenarios - trend, revival (our baseline) and boom - that correspond to three different productivity outcomes for the next decade. Our analysis builds on the scenarios developed in the previous chapter on capital investment. We then estimated the growth effects of these productivity scenarios on long-run GDP growth using a growth accounting approach such as Fernald (2014).



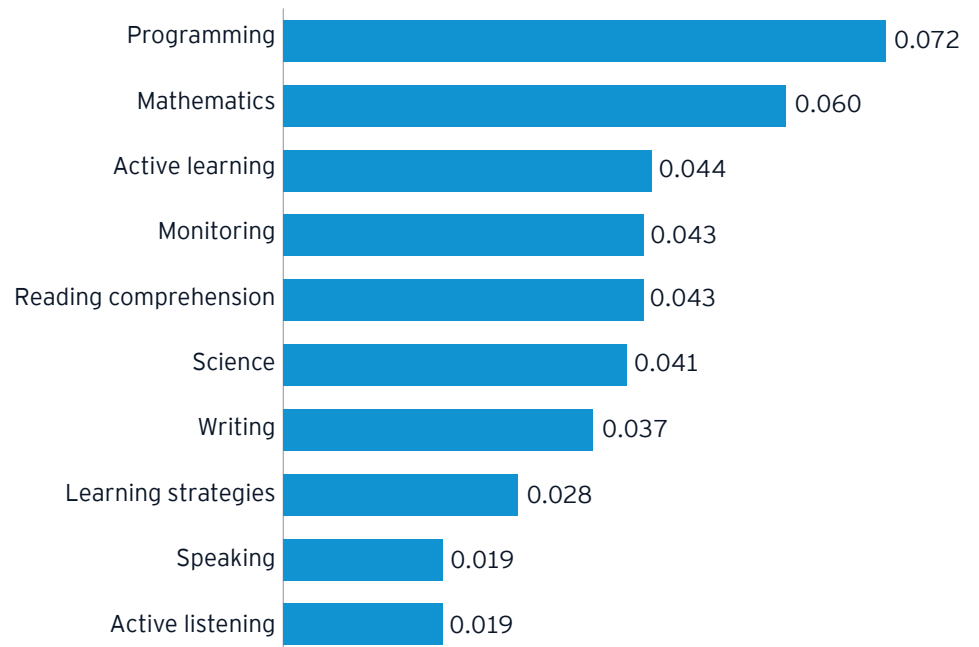
Departing from the low-skill obsolescence myth

The role of GenAI in augmenting human skills varies significantly across different domains, reflecting the diverse capabilities and limitations of AI technologies. Unsurprisingly, looking at a subset of 10 human skills, we find that programming and mathematics present the highest correlation with our GenAI augmentation score, while active listening and speaking rank the lowest (Chart 3).

GenAI's ability to automate coding tasks, such as debugging and writing simple code, enhances productivity and allows programmers to concentrate on complex, creative aspects of software development. Similarly, in mathematics, AI excels in performing complex calculations quickly and accurately, proving invaluable in data-intensive tasks.

Conversely, areas such as learning strategies, speaking and active listening exhibit lower AI augmentation scores. While AI can support learning and communication processes, it still requires significant human input and oversight, particularly in tasks involving complex human interaction, creativity and emotional understanding. These scores underline the ongoing potential of AI technologies and their varying degrees of impact across the skills spectrum.

Chart 3: Regression coefficients of labor skills contributing to AI augmentation scores



Source: EY-Parthenon

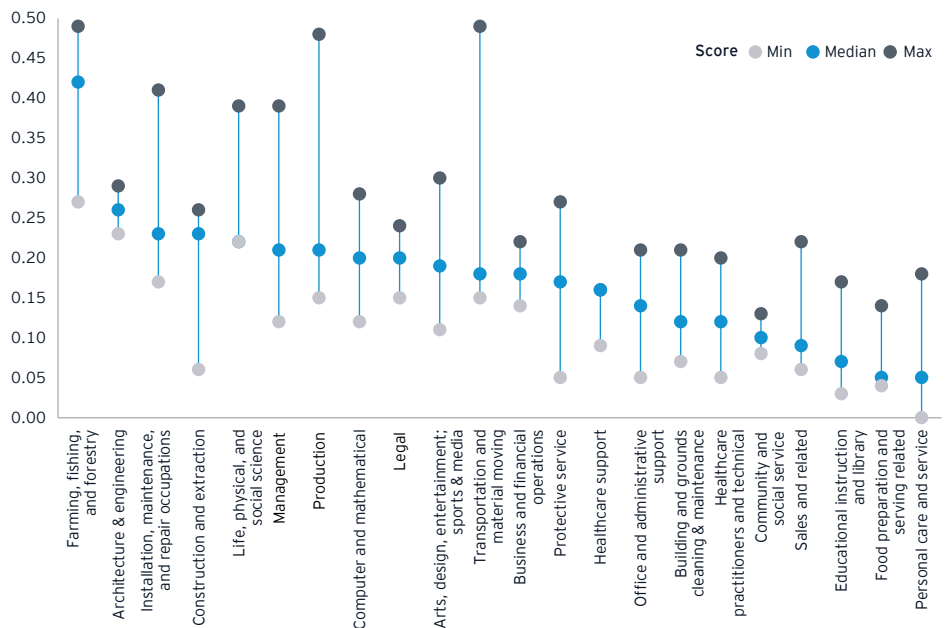
AI exposure scores vary greatly across sectors

Rather than replacing human workers, GenAI will serve as a powerful tool to augment and evolve roles, enhancing the productivity and capabilities of employees across various sectors. In our second and third articles of our “Economic impact of AI” series, we showed that the capital investment and productivity benefits from AI could be significant: totaling between \$1 trillion and \$2 trillion in additional gross domestic output (GDP) over the next decade in the US, and between \$2 trillion and \$3.5 trillion in additional global output.

At the micro level, we used the US Bureau of Labor Statistics (BLS) occupational hierarchy data to categorize 800 occupations into 22 different major occupational groupings (Chart 4). We found that GenAI is transforming the workforce by enabling workers to delegate routine, data-heavy tasks to GenAI systems, thereby enhancing their focus on areas where human skills like strategic thinking, empathy and creativity are paramount. This evolution signifies an elevation and enrichment of human intervention.

For roles that involve repetitive, data-intensive tasks, such as scheduling, reviewing, designing, inspecting, debugging and coding, GenAI could have a significant impact. By automating these processes, AI enables workers to focus on more complex, strategic aspects of their roles. For example, in plant and system operations, AI can monitor system status and operational data, automating routine tasks and allowing human operators to concentrate on critical decision-making and problem-solving. This shift not only improves efficiency and accuracy but also allows workers to upskill and engage in more fulfilling and intellectually stimulating tasks.

Chart 4: Median, max and min rescaled AI augmentation scores across 22 US “major occupation groups”



Source: EY-Parthenon

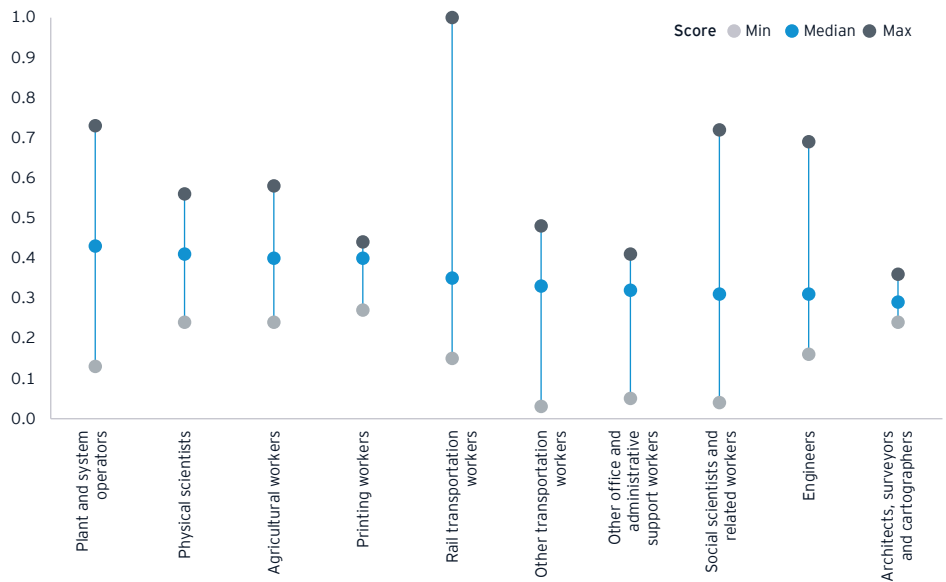
Most and least exposed occupations

The breakdown across sectors shows that major industries with limited differences in AI augmentation scores can still display a wide range in the augmentation scores across sub-occupations. This is more evident when looking at the top and bottom 10 occupations among the more detailed categorization of 94 minor occupation groups (Chart 5 and Chart 6).

Looking at the top 10 occupations with the highest AI augmentation scores, professions like plant and system operators, physical scientists, agricultural workers, drafters, programmers, engineers, and architects involve a high degree of repetitive and data-driven tasks that AI can automate. These include data analysis and monitoring, operations scheduling, document review, design work, and safety inspection processes.

Although these occupations are significantly exposed to AI, total automation is unlikely as workers remain indispensable for overseeing processes, strategic decision-making and tasks requiring nuanced judgment. Indeed, the wide dispersion of AI augmentation scores for the top 10 of the 94 minor occupations group illustrates the importance of human intervention.

Chart 5: Median, max and min rescaled AI augmentation scores across US "minor occupation groups" - ten highest median scores

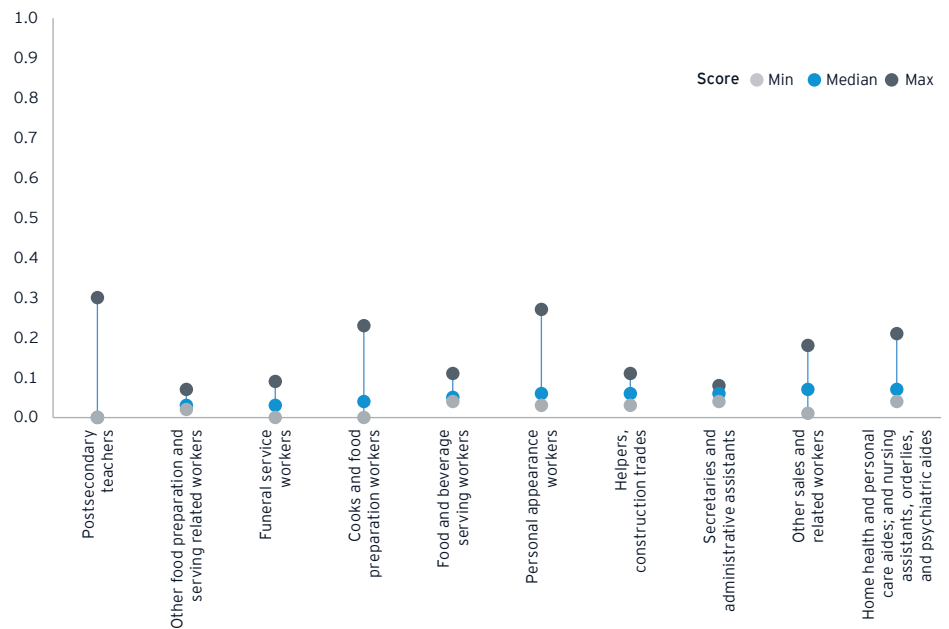


Source: EY-Parthenon

The 10 minor occupations with the lowest AI augmentation scores (Chart 6) have the highest intrinsic human elements needed for their functions. For example, roles like postsecondary teachers require human interaction and ability to customize learning. Occupations such as health care practitioners demand personalized care and critical decisions that AI currently can't provide. Roles such as cooks and firefighters necessitate precise physical intervention and high-stakes decision-making in unpredictable situations. Other roles, like sales representatives and administrative assistants, require relationship building and human judgment. Consequently, these roles, which require human interaction, decision-making, physical intervention and personalization, face lower risk from AI exposure at first.

Still, as is the case for major occupations with high AI exposure scores, there is wide dispersion across the low-AI-exposure occupations. Even occupations that require human interaction have some sub-functions that can be augmented via GenAI. Think of grading or course material preparation for a teacher, or prevention, monitoring and early risk detection for firefighters, or even email programming for sales representatives.

Chart 6: Median, max and min rescaled AI augmentation scores across US "minor occupation groups" - ten lowest median scores



Source: EY-Parthenon

3. AI's influence across wage brackets

Do jobs that necessitate more advanced skills and pay larger salaries have higher exposure to AI?

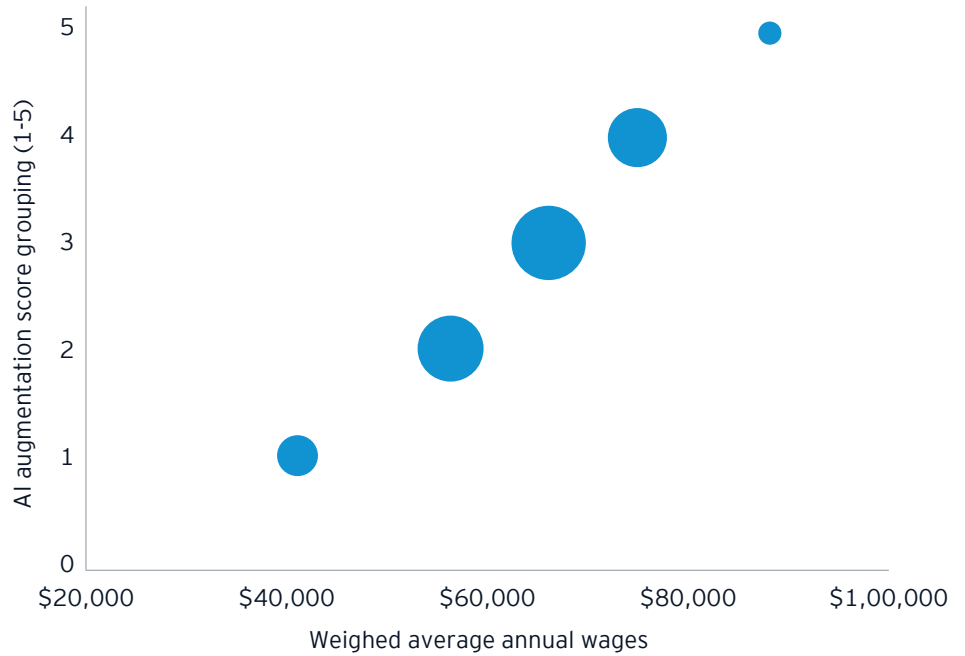
The relationship between GenAI exposure and wage levels in various occupations appears to exhibit a slight positive correlation, albeit with some nuances. An analysis of the 20 major industry sectors based on two-digit North American Industry Classification System (NAICS) structure and their respective average wages shows that higher AI exposure scores are generally correlated with higher wages (Chart 7 and Chart 8).

Sectors such as information; finance and insurance; utilities; and professional, scientific and technical services report higher yearly wages (in the range of \$85,000 to \$92,000) and show slightly higher AI exposure scores. This could suggest that sectors requiring more advanced skills and therefore having higher salaries have greater exposure to AI. On the other hand, sectors like retail trade, accommodation and food services, and arts and entertainment report lower yearly wages (in the range of \$35,000 to \$50,000) and are associated with lower GenAI exposure scores.

Still, it's important to stress the widespread diffusion of occupations across these major sector groupings both in terms of AI exposure and salaries. Health care is a prime example where both high-skill/high-salary functions and low-skill/low-salary functions have high AI exposure. For instance, a radiologist (higher skill/higher salary) is highly exposed to AI for detection and diagnostics, just like a nurse (lower skill/lower salary) is for administrative tasks.



Chart 7: US annual wages and occupation share by AI augmentation score



Source: EY-Parthenon

Chart 8: US weighted average annual wages and rescaled AI augmentation by industry



Source: EY-Parthenon

4. Business implications of AI integration

Finally, we outline how to execute a customized GenAI strategy for long-term growth by following the guidance of two pillars.

Business leaders can effectively implement GenAI in a manner that not only aligns with their immediate operational needs but also positions their organizations at the forefront of technological advancement. Using a proactive approach helps ensure that AI serves as a catalyst for workforce enhancement, operational optimization and sustainable growth, preparing the organization for the challenges and opportunities of an AI-driven future. A prime example where both high-skill/high-salary functions and low-skill/low-salary functions have high AI exposure. For instance, a radiologist (higher skill/higher salary) is highly exposed to AI for detection and diagnostics, just like a nurse (lower skill/lower salary) is for administrative tasks.



Key contact

Gregory Daco

EY-Parthenon Chief Economist
New York, NY

Pillar 1: Developing a tailored AI utilization and deployment plan

- ▶ **Understand labor composition and tasks:** Initiate a detailed analysis of your workforce, mapping out the various roles and responsibilities across all departments. This granular understanding is vital for pinpointing areas where AI can bring about transformative changes, help optimize operations and enhance task efficiency.
- ▶ **Customize AI application:** Recognize the diversity in AI applicability. AI deployment is not a one-size-fits-all solution; it varies drastically across different industries and even within the same business sector. A meticulously crafted AI strategy, therefore, should be rooted in a comprehensive understanding of your organization's specific workforce dynamics and how various AI tools can be leveraged to streamline and enhance these unique operational aspects.
- ▶ **Focus on enhancement, not replacement:** Aim to integrate AI in a way that complements and elevates human work. The objective is to harness AI's capabilities to bolster job performance, allowing employees to shift their focus to aspects of their roles that necessitate human insight, creativity and decision-making.

Pillar 2: Developing and maintaining AI resources

- ▶ **Strategic planning for AI evolution:** Develop a forward-thinking strategy for the adoption and ongoing evolution of AI within your organization. This strategy should be agile, capable of adapting to rapid technological advancements, shifts in company operations and the evolving landscape of AI. It's about creating an ecosystem where AI and human intelligence coalesce to drive innovation and efficiency.
- ▶ **Investment in resources and expertise:** Commit to investing in the essential resources and knowledge required for effective AI integration. This commitment extends beyond financial investment; it encompasses dedicating time and effort to developing and training AI models, procuring the latest software and hardware, and establishing a robust infrastructure. This infrastructure should include advanced computational power, as well as secure data centers and comprehensive support services, to help make sure that the AI experience is seamless.



EY | Building a better working world

EY exists to build a better working world, helping to create long-term value for clients, people and society and build trust in the capital markets.

Enabled by data and technology, diverse EY teams in over 150 countries provide trust through assurance and help clients grow, transform and operate.

Working across assurance, consulting, law, strategy, tax and transactions, EY teams ask better questions to find new answers for the complex issues facing our world today.

EY refers to the global organization, and may refer to one or more, of the member firms of Ernst & Young Global Limited, each of which is a separate legal entity. Ernst & Young Global Limited, a UK company limited by guarantee, does not provide services to clients. Information about how EY collects and uses personal data and a description of the rights individuals have under data protection legislation are available via ey.com/privacy. EY member firms do not practice law where prohibited by local laws. For more information about our organization, please visit ey.com.

About EY-Parthenon

EY-Parthenon teams work with clients to navigate complexity by helping them to reimagine their ecosystems, reshape their portfolios and reinvent themselves for a better future. With global connectivity and scale, EY-Parthenon teams focus on Strategy Realized – helping CEOs design and deliver strategies to better manage challenges while maximizing opportunities as they look to transform their businesses. From idea to implementation, EY-Parthenon teams help organizations to build a better working world by fostering long-term value. EY-Parthenon is a brand under which a number of EY member firms across the globe provide strategy consulting services. For more information, please visit ey.com/parthenon.

Ernst & Young LLP is a client-serving member firm of Ernst & Young Global Limited operating in the US.

© 2024 Ernst & Young LLP.

All Rights Reserved.

US SCORE no. 22415-241US

2311-4376751

ED None

This material has been prepared for general informational purposes only and is not intended to be relied upon as accounting, tax, legal or other professional advice. Please refer to your advisors for specific advice.

ey.com