


Polish enterprises yesterday and today in numbers

Number of business entities (excluding individual farms)




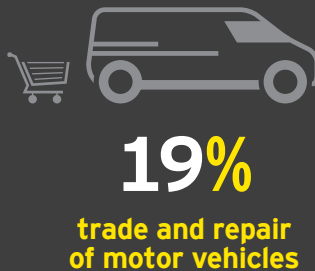
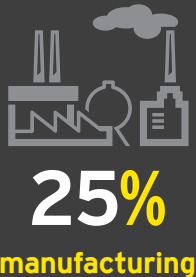
Openness of the Polish economy (exports-to-GDP ratio)



Employed persons in the private sector

1995 r. **8.4 million**  2016 r. **12.4 million**

Industries with the largest share of employed persons in the private sector (2016)



73.4% of value added in Poland in 2015 was generated by private enterprises, including:



+ 2.7%

by this amount Poland's GDP would have been higher if the employment structure was such as the average in the EU (i.e. if more people in Poland were working in small enterprises instead of working in microenterprises).