

Valuation

Market Essentials Switzerland
as of Q4 2019

**Update on market risk premium:
increase to 6.5% as of Q3 2019**



Building a better
working world

Valuation, Modeling & Economics Services

We offer a great variety of services and customized solutions for different occasions:

Valuation Services

Tax valuations

Transactional business valuations (deal models)

Expert valuations/second opinions

Fairness opinions/regulatory valuations

Financial reporting valuations*

Disputes and arbitration

Start-up valuations

Decision Modeling & Economics

Data analytics and visualization

Integrated planning, forecasting and consolidation

CARVEx (tool for carve out financials)

Liquidity and cash flow planning

Financing and LBO modeling

ProjeX (tool for group tax planning)

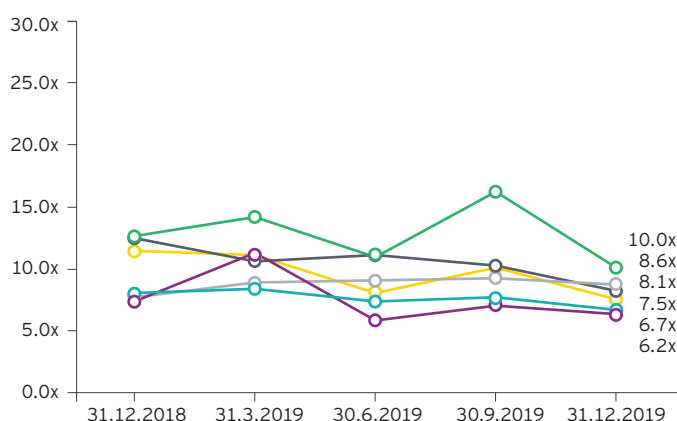
Standard Excel models for day2day use*

* Purchase price allocations, goodwill impairment tests, employee stock (option) valuations

Transaction multiples Europe

EBITDA multiples

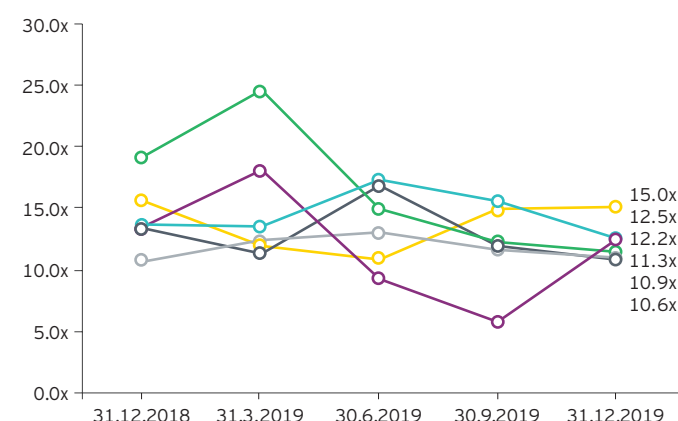
Median development



1 Energy and utilities: median for Q1 2019 based on 2 multiples available

EBIT multiples

Median development



1 Chemicals: median for Q4 2018 based on 2 multiples available

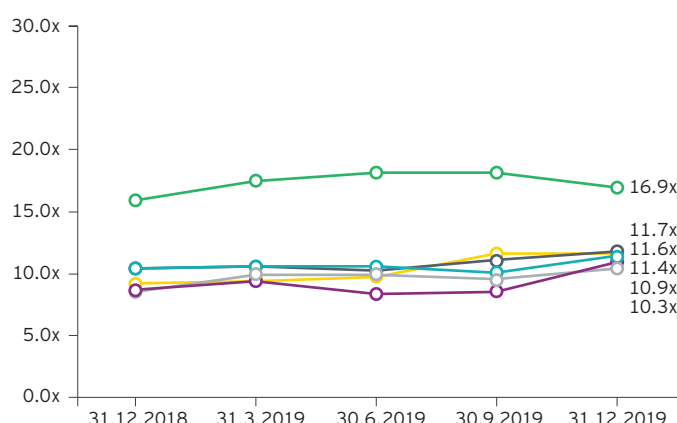
2 Energy and utilities: median for Q1 2019 and Q3 2019 based on 1 multiple available

3 Healthcare: medians for Q1 2019, Q2 2019 and Q3 2019 based on 2 multiples available

Trading multiples Switzerland

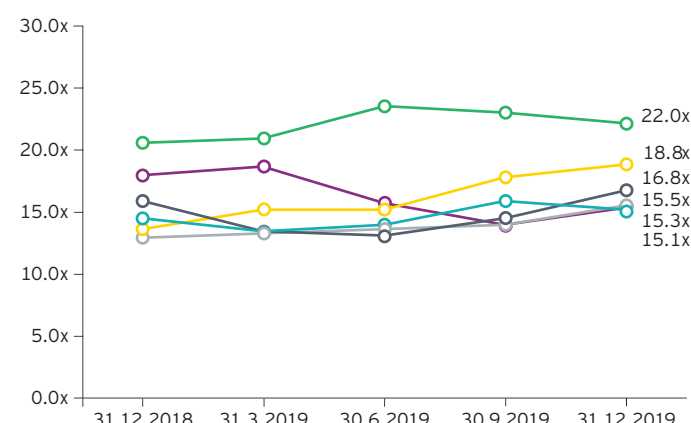
EBITDA multiples

Median development



EBIT multiples

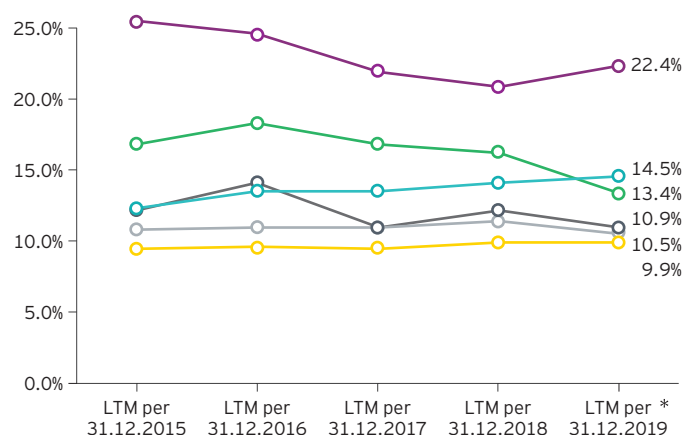
Median development



Margin development Switzerland

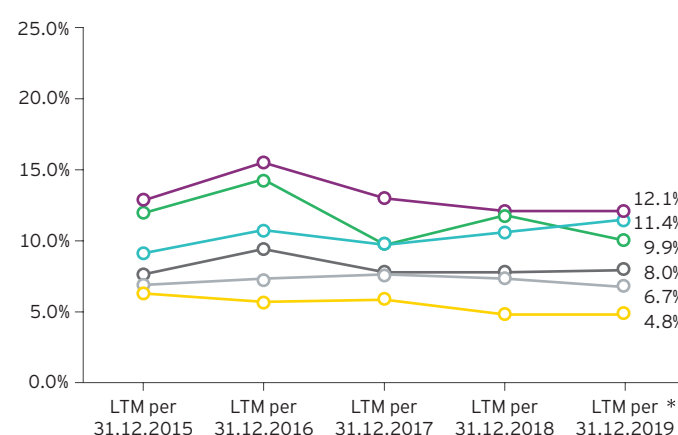
LTM EBITDA margin

Median development



LTM EBIT margin

Median development



— Retail and consumer products

— Energy and utilities

— Healthcare

— Industrial goods and services

— Media, techn. and telecom.

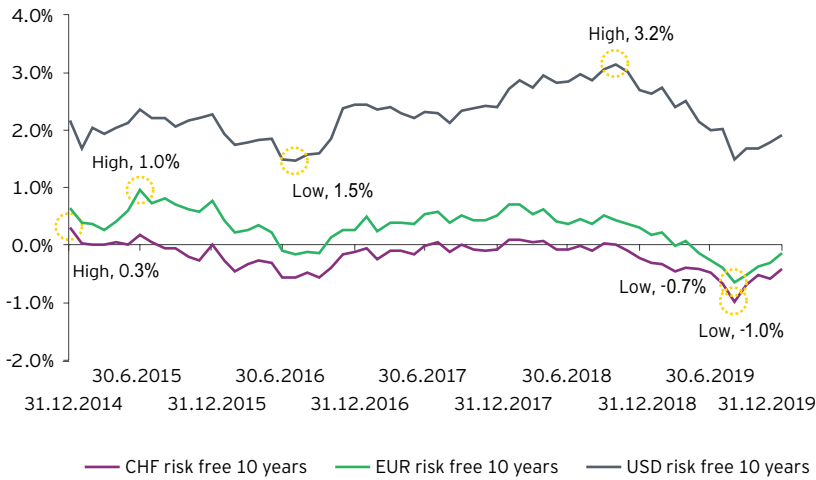
— Chemicals, constr. and mat.

* LTM data per 31.12.2019 is not yet complete and will be updated in Q1 2020

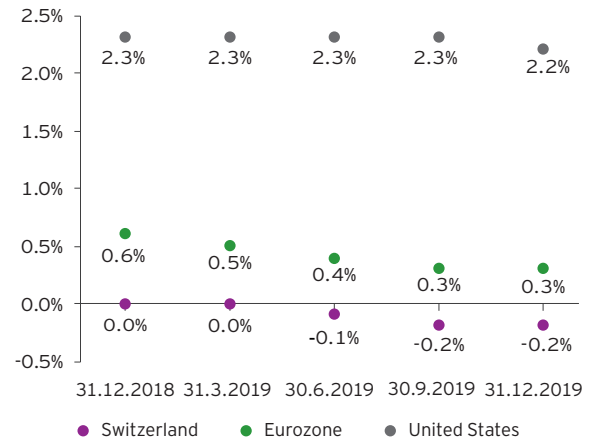
Cost of capital components

Risk free rate

Implied yield on 10-year government bonds, monthly development over five years



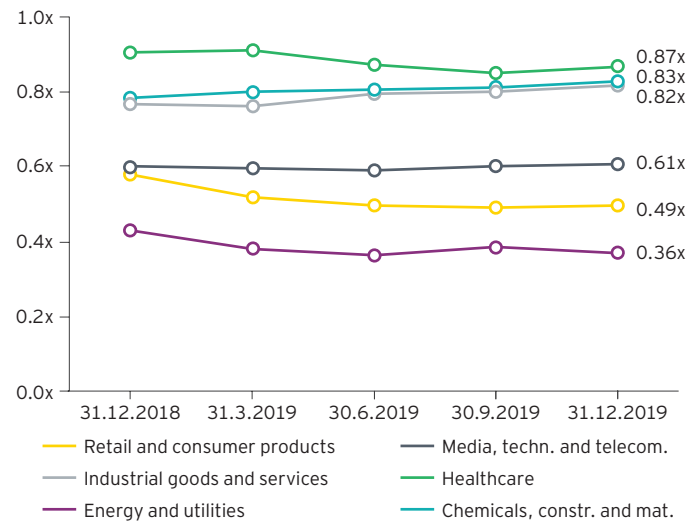
Implied yield on 10-year government bonds, monthly average over five years



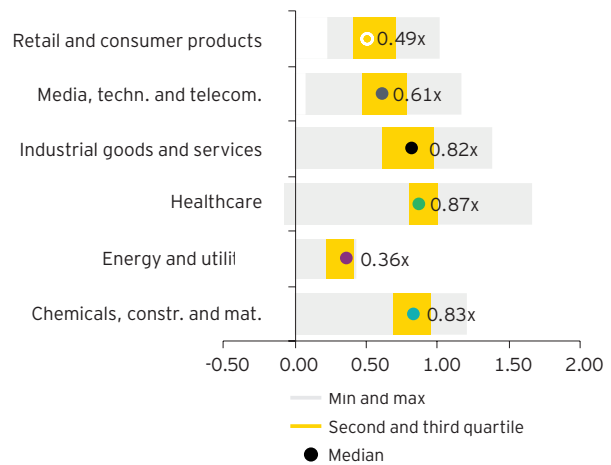
Current market risk premium: 6.5%

Unlevered beta

Median development

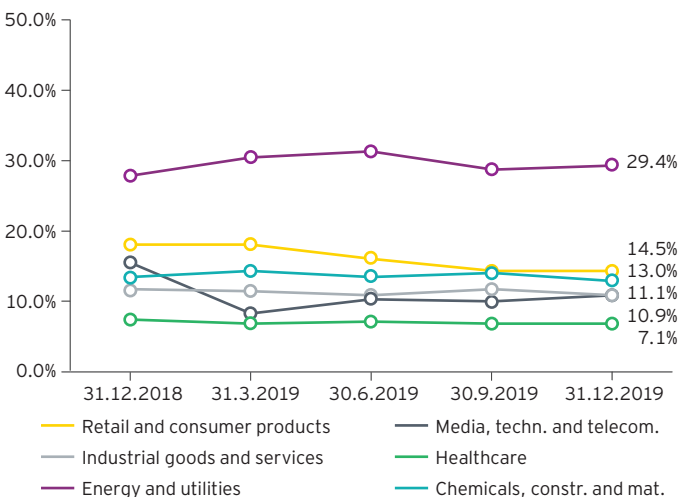


Distribution as per 31.12.2019

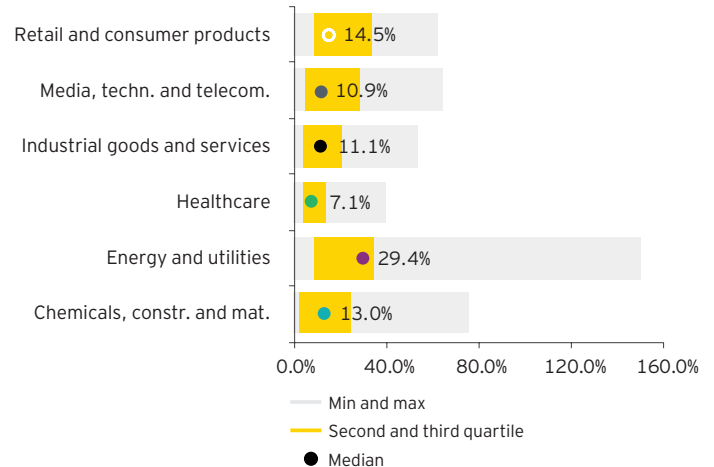


Debt/total capital*

Median development



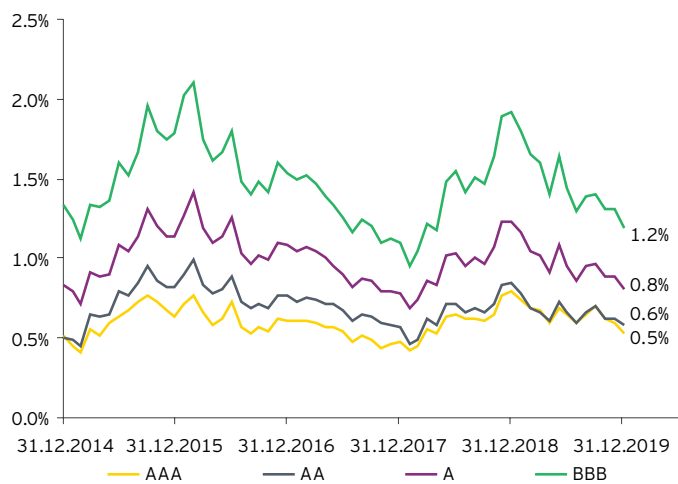
Distribution as per 31.12.2019



* Capital structure for the period Q2-Q4 2019 considers capitalized leases, where data was already available.

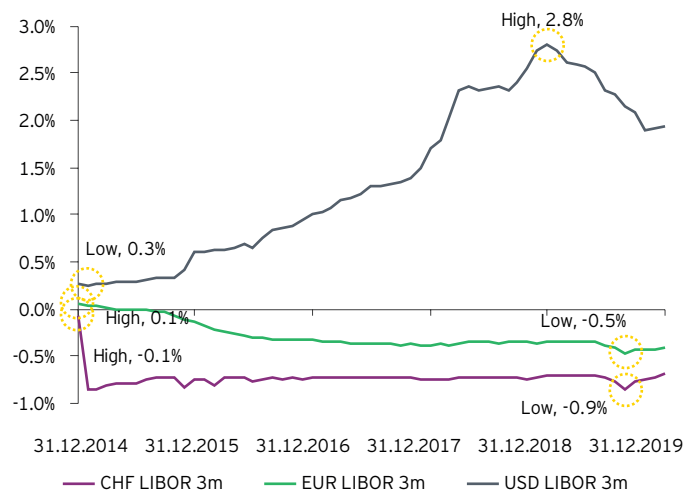
Credit spread

Credit Spread-Barclays Europe Aggregate, monthly development over five years



LIBOR

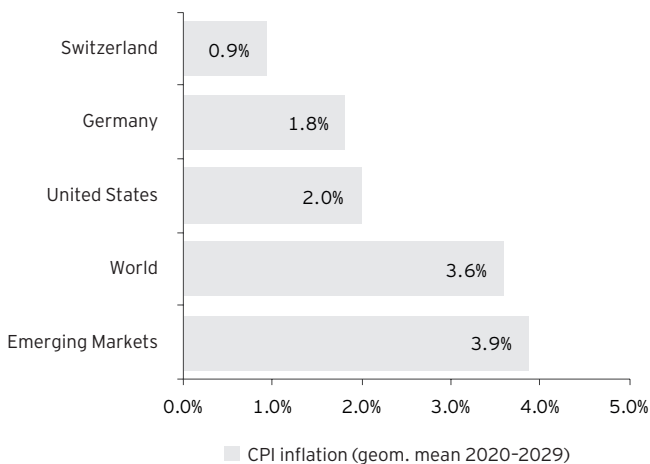
3 months LIBOR, monthly development over five years



Macro-economic data

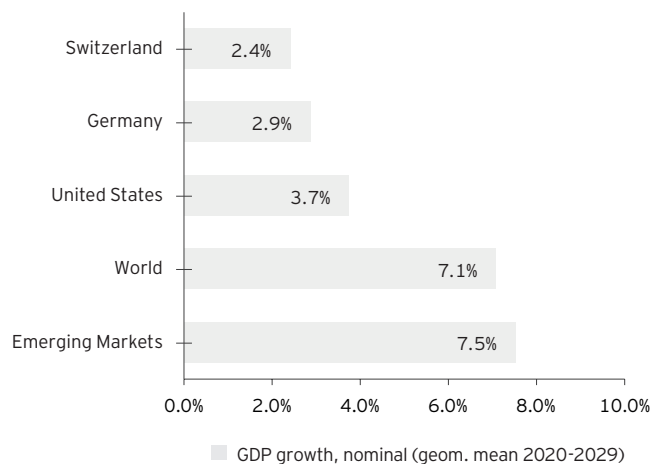
CPI inflation*

in %



Nominal GDP growth*

in %, based on local currency

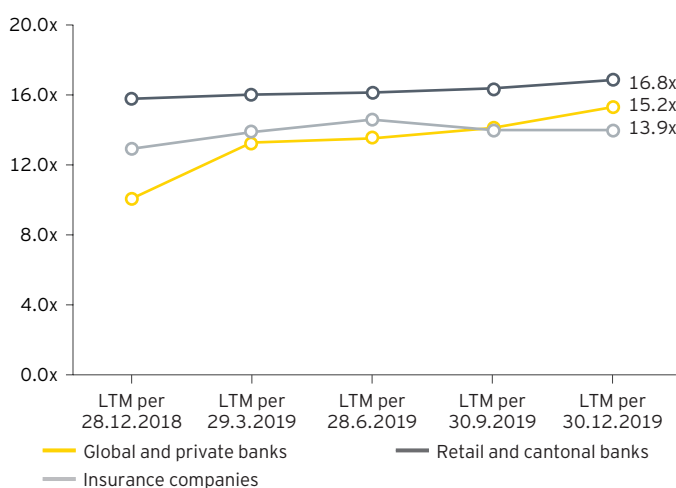


* excluding Venezuela

Banking and insurance sector

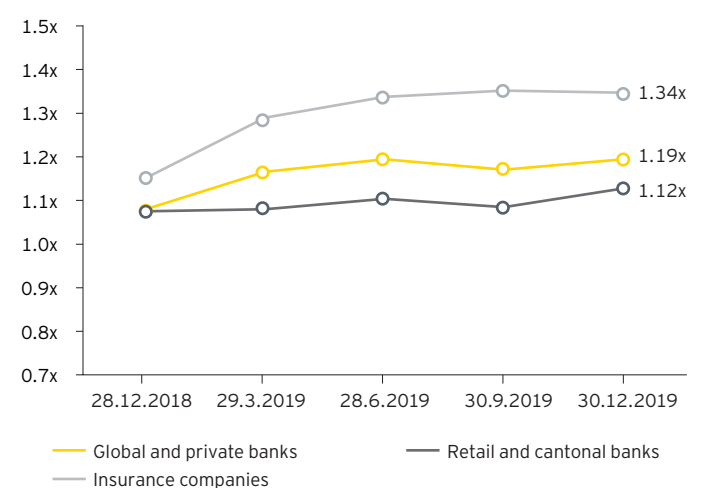
LTM P/E

Median development



P/TB

Median development



Your Valuation, Modeling & Economics contacts in Switzerland



Hannes Schobinger, CFA
Associate Partner, EY Zurich

+41 58 286 42 91
hannes.schobinger@ch.ey.com



Marc Filleux, CFA
Director, EY Zurich

+41 58 286 36 60
marc.filleux@ch.ey.com



Jennifer Müller, CFA
Senior Manager, EY Zurich

+41 58 28636 70
jennifer.mueller@ch.ey.com



Stéphanie Chaumier, CA
Senior Manager, EY Geneva

+41 58 286 59 49
stephanie.chaumier@ch.ey.com



Mina Protitch, CFA
Senior Manager, EY Zurich
Financial Services

+41 58 286 38 46
mina.protitch@ch.ey.com



Matthias Oppermann, CFA
Senior Manager, EY Zurich

+41 58 286 45 92
matthias.oppermann@ch.ey.com

About this brochure

EY's Valuation Market Essentials Switzerland brochure summarizes relevant market data that is regularly used in valuations. It is aimed at finance professionals that regularly deal with valuations and corporate finance related topics. The analysis is based on the constituents of the Swiss All Share Index (excluding general financial and real estate companies) and data from S&P Capital IQ/Oxford Economics.

For this edition, all data was downloaded as per date of this brochure (see cover page). Therefore, values may deviate when compared with values of previous brochure editions.

EY | Assurance | Tax | Transactions | Advisory

© 2020 Ernst & Young Ltd.
All Rights Reserved.

CH-ASP
ED None

This publication contains information in summary form and is therefore intended for general guidance only. Although prepared with utmost care this publication is not intended to be a substitute for detailed research or professional advice. Therefore, by reading this publication, you agree that no liability for correctness, completeness and/or currentness will be assumed. It is solely the responsibility of the readers to decide whether and in what form the information made available is relevant for their purposes. Neither Ernst & Young Ltd nor any other member of the global EY organization accepts any responsibility. On any specific matter, reference should be made to the appropriate advisor.

ey.com/ch