

Taskforce on Climate-Related Financial Disclosures Report

EY Global

Calendar Year 2022



Contents

- EY Global leadership message 01
- Introduction..... 02
- Governance 08
- Strategy 17
- Risk management..... 35
- Metrics and targets 37
- Appendices..... 43



EY Global leadership message

On behalf of the EY global organization, we are pleased to present our 2022 report for the Task Force on Climate-Related Financial Disclosures (TCFD).

Commitment, collaboration and action

We are proud to have completed an assessment in alignment with the TCFD recommendations, allowing us to understand and disclose climate-related risk and opportunity for EY, how that impacts our strategy, and the importance of setting and monitoring climate targets. We recognize that this exercise is critical to understanding if our organization is future-fit and how we're creating long-term value for our stakeholders - people, clients and society.

That's why we are working to integrate our climate goals into our business strategy and use them as a measure of progress on our ambition to create long-term value as the world's most trusted, distinctive professional services organization. Achieving net zero by 2025 and positively impacting a billion lives by 2030 are goals central to our sustainability ambition.

Business understands the 'why' and the 'what' of the climate imperative, but we all seek new pathways to address the 'how' of achieving the urgent systemic transformations we need in an ever-diminishing time frame. One thing is clear: No company can do it alone. At EY, we believe climate change is everyone's business; achieving systems change will require businesses to step outside our company and sector silos to work together in unprecedented ways.

The TCFD's foundational framework has enabled this essential collaboration by providing a common approach for climate-related disclosures to the public and private sectors and civil society. It has been adopted by influential jurisdictions, such as the EU, UK, Brazil, and Japan, and informed the work of key standard-setting organizations, such as the US Securities and Exchange Commission (SEC) and the International Sustainability Standards Board (ISSB).

EY has long championed common, comparable metrics for corporate long-term value creation. We joined with over 100 of our global peers in the World Economic Forum's International Business Council (WEF-IBC) to develop a set of metrics aligned to the UN Sustainable Development Goals that would enable consistent and comparable ESG disclosures across industries and geographies. As part of the WEF-IBC, we have engaged with the ISSB, SEC and other organizations to offer a private sector perspective on how our proposed metrics could support reporting on a broader spectrum of value in a clear and comparable way.

The TCFD is also the model for the Taskforce on Nature-related Financial Disclosures (TNFD). COP 15, the United Nations Conference on Biodiversity, underscored that we won't be successful in tackling climate change and realizing a just transition without also addressing biodiversity loss and damage to our natural systems. This, too, is a complex challenge that will require new public- and private-sector commitments, new forms of collaboration and timely action.

EY is proud to be participating in the establishment of the TNFD and actively contributing to the development of its nature-based disclosures framework. Just as EY set our [Carbon Ambition](#) to be net zero by 2025, we plan to have a similar strategy for nature.

In keeping with the spirit of the TCFD, this report seeks to demonstrate transparency, illustrating how we are living our purpose through integrated climate action, while candidly acknowledging where we can improve.

Given the global EY presence – nearly 400,000 people and offices in over 130 countries – and the role we're privileged to play in serving clients in every sector, both private and public, it's clear that one of our biggest opportunities for activating our purpose and strategy is to be a catalyst for climate action, working with EY clients, peers, people and the communities we share. EY is committed to this role, because this is the only way we can move toward net zero and a future fit for all our stakeholders.



C Di Sibio

Carmine Di Sibio
EY Global Chairman and CEO

April 2023



S Varley

Steve Varley
EY Global Vice Chair - Sustainability

Introduction

Understanding climate-related risks and opportunities is crucial to better decision-making and strategy development.



What is TCFD?

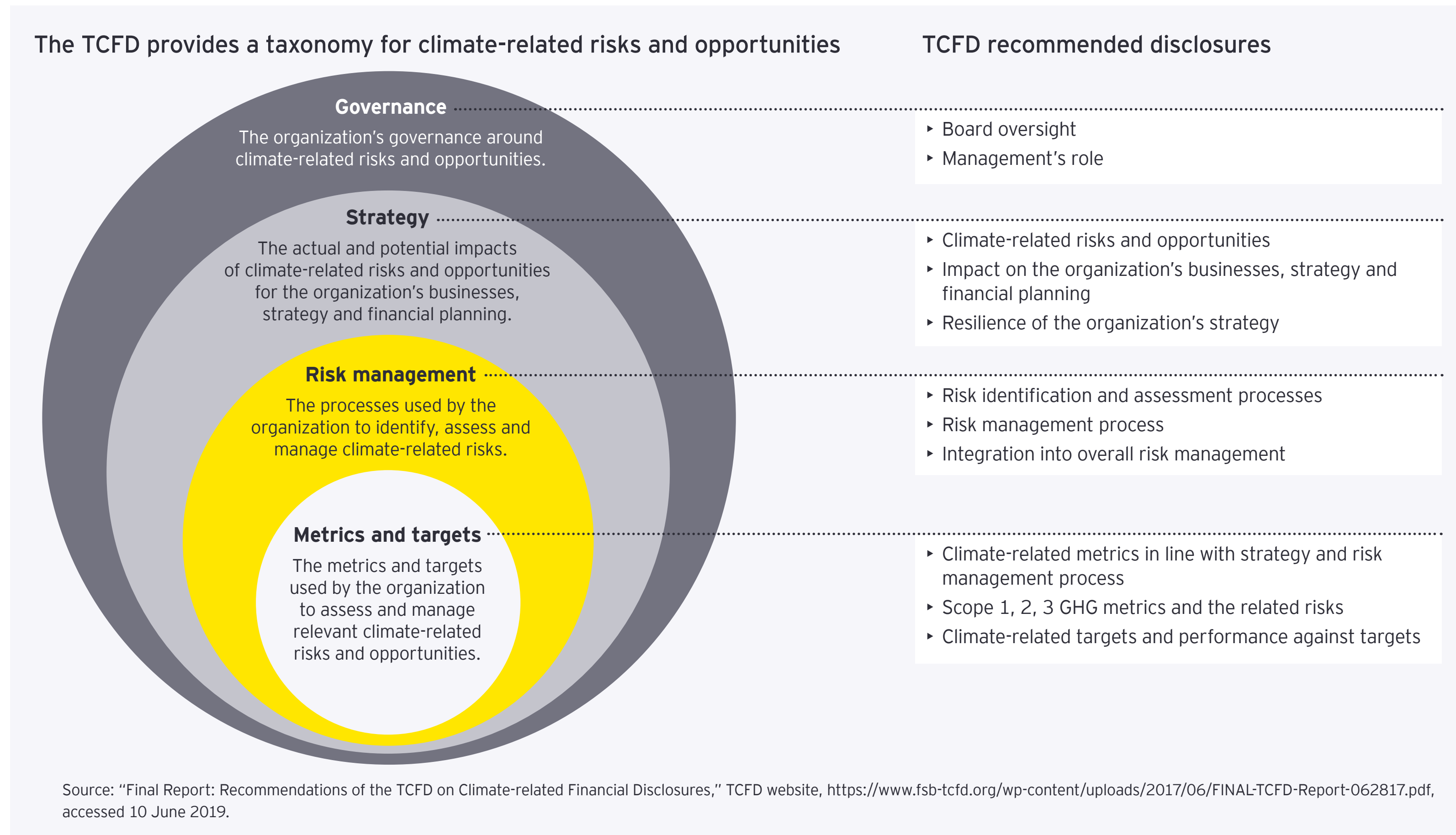
Climate change presents financial risk to the global economy. Investors and shareholders require forward-looking assessments of climate-related issues, including information on how vulnerable organizations may be to climate risks and advice on how they could mitigate these vulnerabilities. Similarly, organizations require a framework for disclosure of climate-related financial information to decide what information should be reported and how it should be presented.

In response, the Financial Stability Board (FSB) created the industry-led Task Force on Climate-related Financial Disclosures (“Task Force” or “TCFD”) in 2015 to establish a set of recommendations for consistent “disclosures that will help financial market participants understand their climate risks.” In 2017, the Task Force issued a series of recommendations to address gaps in the information disclosed on the financial impact of climate risk across the investment chain. Since then, companies around the world have increasingly embraced these recommendations.

Still, the latest [EY Global Climate Risk Disclosure Barometer](#) shows that there is work to do. While companies continue to improve the coverage and quality of their climate disclosures, many are not considering a holistic view of their physical and transition risks, as well as the opportunities that can arise from these risks. The research also highlights that companies are not sufficiently revealing the financial impact of climate change in their financial statements.

Elements of TCFD

The TCFD recommendations are structured around four themes that reflect core elements of how organizations operate – governance, strategy, risk management, and metrics and targets (see figure below).



Elements of TCFD

TCFD guidelines encourage companies to use climate scenario analysis to investigate and disclose three categories of climate-related information: physical risks, transition risks, and opportunities (see below).

The TCFD provides a taxonomy for climate-related risks and opportunities

Physical risks	Transitional risks	Opportunities
<p>Acute risk Acute physical risks refer to those that are event-driven, including increased severity of extreme weather events, such as cyclones, hurricanes, or floods.</p> <p>Chronic risk Chronic physical risks refer to longer-term shifts in climate patterns (e.g., sustained higher temperatures) that may cause sea level rise or chronic heat waves.</p>	<p>Policy and legal risks Policy actions that attempt to constrain actions that contribute to the adverse effects of climate change or policy actions that seek to promote adaptation to climate change.</p> <p>Increase in climate related litigation claims being brought before the courts.</p> <p>Market risk Shifts in supply and demand for certain commodities, products, and services.</p> <p>Technology risk Technological improvements or innovations that support the transition to a lower-carbon, energy efficient economic system.</p> <p>Reputation risk Changing customer or community perceptions of an organization's contribution to or detraction from the transition to a lower-carbon economy.</p>	<p>Resource efficiency Use of more efficient processes, reduced energy and water consumption, less waste resulting in reduced operating costs</p> <p>Energy source Use of lower emission sources of energy or decentralized energy sources providing reduced operational costs</p> <p>Products and services Development and/or expansion of low emission goods and services to increase revenue and expand market share</p> <p>Markets Increased revenues through access to new and emerging markets (e.g., partnerships with governments)</p> <p>Resilience Increased market valuation through resilience planning</p>



EY support of the TCFD framework and other reporting efforts

Addressing the climate crisis requires decarbonizing a US\$100t global economy in what will be one of the largest economic transformations in history.

Paramount to this transition is providing market participants with relevant climate information that allows them to assess climate risk and encourages investment in adaptation and mitigation efforts. Only by measuring can we benchmark progress, improve decision-making and accountability, and increase trust.

EY recognized the importance of the TCFD recommendations to achieving this market transparency by becoming a supporter in 2017, the year of their publication. EY is delighted to have the EY Oceania Chief Sustainability

Officer, Mat Nelson, as a member of the TCFD Task Force.

We continue to engage with standard setters on the measurement and reporting of sustainability, such as the Financial Accounting Standards Board (FASB) and the Global Reporting Initiative (GRI). EY is proud to have Alexis Gazzo, a partner in the Climate Change and Sustainability Services (CCaSS) practice of EY France, participating in the establishment of the Taskforce on Nature-related Financial Disclosures (TNFD) and actively contributing to the ongoing development of the TNFD's first nature-based disclosures framework.

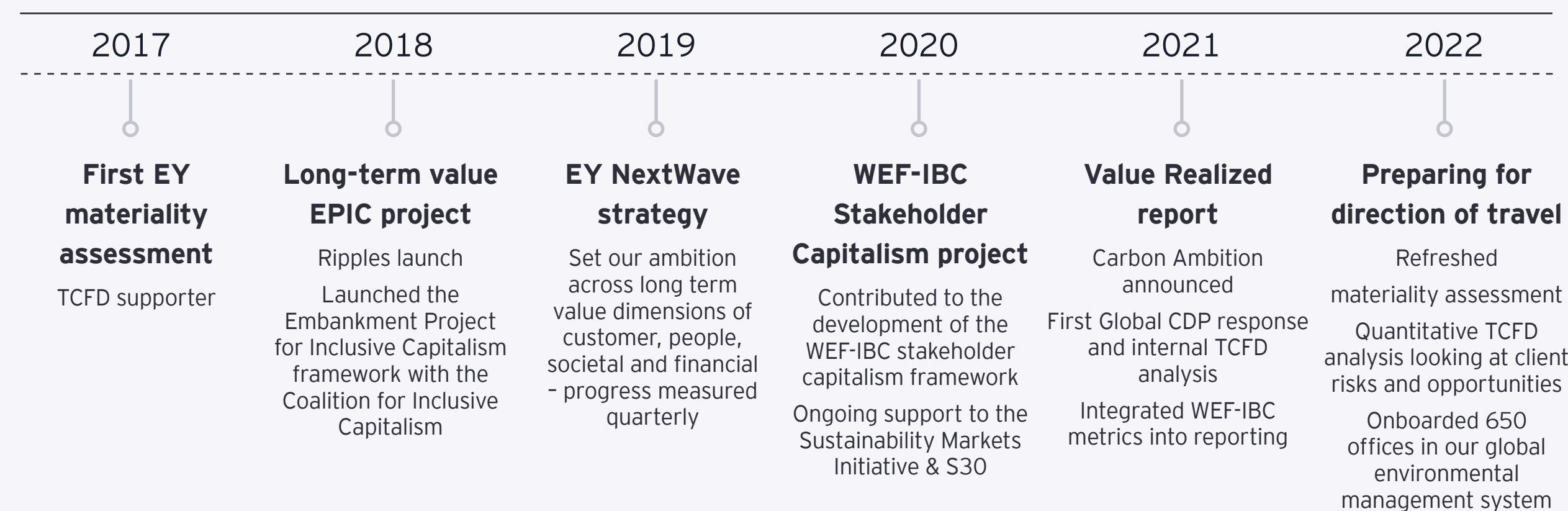
We strongly support the work of the International Sustainability Standards Board (ISSB) and the development of robust, globally consistent sustainability reporting standards, including full implementation of the recommendations of the TCFD. We believe these standards should be anchored in a broader climate

information architecture, including a globally agreed set of principles for climate finance taxonomies.

At the same time, we support efforts within the European Union, the US, and other jurisdictions to develop regional standards that respond to local stakeholder needs and expectations. Like the IFRS Foundation, we recognize the need to instill regional flexibility alongside a global standard.

As sustainability reporting standards evolve, a new, globally consistent assurance standard for sustainability reporting is needed to prevent standards fragmentation and promote consistency, which will be expected, and assumed, by users of the reporting. Providers of assurance – including EY teams – should be subject to robust professional standards, including high ethical standards – including independence – quality and external supervision.

The EY journey



EY continues to consult with clients, employees, academia, policymakers and broader societal stakeholders on evolving sustainability issues to shape the future EY sustainability journey.

EY has long been a supporter of evolving the corporate reporting model to better reflect the different forms of value that companies create beyond solely financial value.

We were a founding member of the Embankment Project for Inclusive Capitalism and are a member of the World Economic Forum's International Business Council (WEF-IBC).

As part of WEF-IBC, EY contributed to the collaborative effort to bring a private-sector voice to the importance of reporting on ESG topics – in a consistent and comparable way – and evolving the way we understand how business creates and protects value.

EY Global TCFD report: an assessment

The process of preparing the research and analysis for the TCFD report provokes self-reflection. Taking stock of our climate governance, considering our climate strategy and risk, and tracking progress against our GHG goals highlights both the achievements for which we can be justifiably proud and where we need to focus our efforts to move faster.

Where we are today

- ▶ **Acute and chronic physical risks:** As one of world's leading and largest professional services organizations, with offices in nearly every country, our physical climate risks are broadly reflective of the distribution of anticipated climate impacts globally. Given that a degree of climate change is locked in, our physical risks vary little between a business-as-usual (BAU) scenario and a low-carbon economy (LCE) scenario.
- ▶ **Served emissions:** EY teams serve clients in every sector and every geography, including many of the largest organizations. In this respect, the risks EY clients face become our climate risks as well. These risks are concentrated in six key sectors, based on our calculation of their weighted average carbon intensity and their proportion to our overall revenues.
- ▶ **Market demand risk:** Clients in many sectors face substantial transition risks, which could significantly affect their demand for EY expertise across a range of services in either scenario. This presents a cross-cutting risk: If EY clients



in carbon-intensive sectors fail to decarbonize quickly enough for evolving public opinion, EY could face reputational risks. On the other hand, existing business relationships with carbon-intensive players could mean significant opportunities to aid and accelerate the transformation of these clients and sectors.

- ▶ **Reputation risk:** Our reputation as a leader on climate action is a key market differentiator and a key factor influencing revenue growth. In either the LCE or BAU scenario, EY could experience significant advantages or disadvantages with talent retention, as well as significant revenue gains or losses, depending on the maintenance or loss of its market-leading climate reputation.
- ▶ **Sustainability opportunity:** We expect demand for EY sustainability-related services to grow rapidly in both the BAU and LCE scenarios, as the world adapts to climate change and mitigates climate risk. This presents an exciting opportunity to grow our business as we build a better working world.

EY Carbon Ambition

EY launched our [Carbon Ambition](#) in January 2021: to reach net zero in 2025 with a 40% reduction in our absolute GHG emissions across Scopes 1, 2 and 3 emissions (against an FY19 baseline). This is consistent with a 1.5°C reduction pathway approved by SBTi1. This target aligns with what climate science deems necessary to meet the goals of the Paris Agreement to limit global warming to 1.5°C degrees.

We reached the major milestone of becoming carbon negative globally in FY21. To achieve our ambition of becoming net zero in 2025, we will continue to deliver on our seven-point plan to reduce our greenhouse gas emissions in line with our Science Based Targets initiative (SBTi)-validated 1.5°C degree pathway.

What we're doing well

- ▶ **Progressing the seven actions of our Carbon Ambition:** Achievement of our goal of being net zero in 2025, with a 40% reduction in our absolute GHG emissions across Scopes 1, 2 and 3 emissions against an FY19 baseline, is driven by measurable actions in seven key areas. These targets focus on the most important dimensions of EY business activities ranging from business travel to electricity sourcing, offsets and removals, and suppliers. We reached the major milestone of becoming carbon negative globally in our 2021 fiscal year and are making the needed investments to achieve our targets in all seven areas (see *Metrics and targets*, p. 37).
- ▶ **Educating and upskilling:** We are equipping EY people with the knowledge and skills needed to understand and respond to both EY climate risks and opportunities and those of EY clients. Our initiatives draw on a variety of strategies, including offering a formal sustainability MBA, engaging EY people in supporting climate positive entrepreneurship, and facilitating employee-led internal sustainability networks (see *Climate and sustainability training and engagement*, p. 14).
- ▶ **Bolstering our climate risk assessment:** Our Climate Change and Sustainability (CCaSS) sub-service line worked together with our Quantitative Economics and Statistics group to develop robust modeling to provide the basis for this TCFD report. This market-leading analysis provides us with valuable new insights into our physical and financial climate risks, which we are sharing with stakeholders and incorporating into our strategy. It also provides the foundation for deeper and more comprehensive analysis in future reporting (see *Climate-related risks and opportunities*, p. 19).

- ▶ **Acting as a catalyst for sector transformation:** Our cross-service line teams are supporting clients in every sector to achieve their own carbon ambitions and transform their businesses to thrive in a low-carbon economy. Working with a broad ecosystem of EY Alliance Partners, our teams are helping clients reframe their strategies, accelerate their net-zero transitions, govern and operate more effectively, and build stakeholder trust (see *Strategy*, p. 17).
- ▶ **Positioning our sustainability practice for growth:** We are investing in the talent and capabilities needed to pursue the sustainability-related service opportunities presented in both the BAU and LCE scenarios in coming years. Our investments include upskilling and headcount, building and acquiring new capabilities, and building an extensive ecosystem of business partners who can help us deliver leading sustainability services to our clients (see *Sustainability services opportunities driven by EY's purpose*, p. 34).

Where we need to focus

- ▶ **Governance:** Compensation at EY is not currently directly linked to the achievement of our climate goals. We could increase global and regional climate accountability by directly linking compensation to progress on specific metrics related to our Carbon Ambition and the seven supporting actions we have defined, particularly for senior global executives.
- ▶ **Strategy:** While climate objectives are a core part of our overall corporate strategy, and we track our progress against our climate ambition, we don't consistently incorporate sustainability metrics into strategy processes across all functions. Increasing comprehensive sustainability metrics monitoring would allow for more strategic decision-making. The market transition and reputation risks, and the potential sustainability services upside, underscores the continuing need to prioritize key recruitment activities across climate change and sustainability expertise.

- ▶ **Risk:** This analysis highlighted the breadth of potential risks to EY people, office operations and markets globally, underscoring the need to continue to develop and deploy organization-wide and regional tools, checklists, and training scenarios for climate change-related natural disasters as such events become more frequent and severe. Risk will continue to build out Key Risk Indicators for ESG and climate change-related risks as part of the broader enterprise risk management process.

Looking ahead

Our TCFD analysis highlights the physical risks EY people and offices face regardless of the decarbonization scenario. It also brings into focus the downside risks and upside opportunities which will depend on EY's climate reputation and, relatedly, demand for EY services in the coming market transition, whether BAU or LCE.

Accelerating and catalyzing a low carbon transition would help to mitigate our risks, present substantial business opportunities, and promote the long-term viability of EY clients.

Over the next year, we will work through the implications of the potential impacts under the two scenarios and develop a plan for addressing the focus areas highlighted by this assessment. We will also consider how we could bring additional depth and rigor to our TCFD analysis.

We will continue collaborating with clients, peers, governments, civil society, and other stakeholders to help realize the low-carbon transition we need.

EY refers to the global organization, and may refer to one or more, of the member firms of Ernst & Young Global Limited, each of which is a separate legal entity. Ernst & Young Global Limited, a UK company limited by guarantee, does not provide services to clients.

Governance

At EY, we recognize that our responsibility to minimize the environmental impact of EY business operations extends to EY people and clients and to the wider communities in which we all live.



Our responsibility

EY's commitment to sustainability and long-term value includes an ambition to become net zero by 2025. On this journey, we became carbon neutral in 2020 and carbon negative in 2022, by offsetting more emissions than we emit.

Our system of governance allows executive committees and senior management to evaluate the climate-related business requirements and integrate risks and opportunities into strategy and decision-making. Our internal quarterly reporting process drives progress as we track our Carbon Ambition in near real time and make any needed adjustments accordingly.

EY is the network of member firms on Ernst & Young Global Limited (EYG). Each of the member firms of EYG is a separate legal entity.

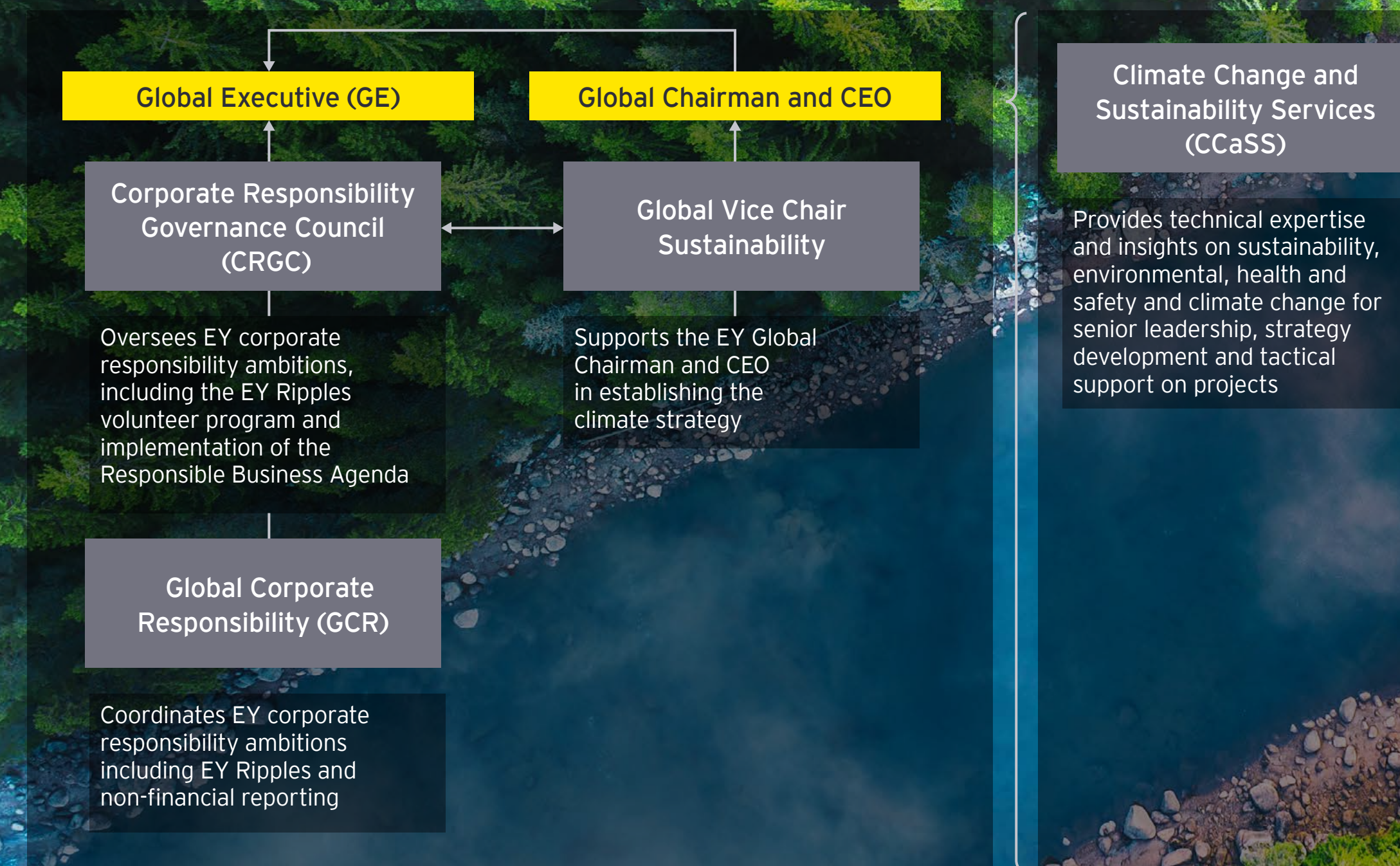
Oversight and coordination of climate-related risks and opportunities is conducted at two levels within EY – at the Global Executive of EYG and at the member-firm level.

“

Collaborating is essential in order to innovate and accelerate towards a more sustainable future. Every organization has a critical and positive role to play, and we're inspired by those already driving sustainable change.

Carmine Di Sibio
EY Global Chairman and CEO

EY climate governance structure



Climate change roles and responsibilities

Senior management responsibilities

EY Global Executive

The EY Global Executive (GE) is the highest leadership body of EYG and brings together the pillars of the EY global organization, including the leaders of EY geographic areas, service lines and functions. The GE is chaired by the EY Global Chairman and CEO and comprises the following EY leaders:

- ▶ Global Managing Partners of Client Service and Business Enablement
- ▶ Area Managing Partners
- ▶ Global functional leadership for Talent, Markets, Transformation and Technology
- ▶ Leaders for Assurance, Consulting, Strategy and Transactions, and Tax service lines
- ▶ Committee members for Global Accounts and Emerging Markets
- ▶ One EYG member-firm partner on rotation

GE members are measured against several key performance indicators (KPIs), including execution of the EY NextWave strategy which incorporates goals related to diversity and inclusion, lives impacted through the [EY Ripples program](#), and carbon emissions reduction.

Global Chairman and CEO

The EY Global Chairman and CEO is responsible for the EY global corporate responsibility strategy, including climate change and biodiversity. This executive sponsors corporate responsibility initiatives at GE meetings and, once they are approved by the GE, is ultimately responsible for coordinating their implementation.

This role has ultimate responsibility for assessing and coordinating climate-related risks and opportunities across the global EY network. The current Global Chairman and CEO, Carmine Di Sibio, launched the EY Carbon Ambition in January 2021 to reach net zero in 2025 with a 40% reduction in our absolute GHG emissions across Scopes 1, 2 and 3 emissions.

Member firm climate governance

The EY [Environmental Statement](#) commits all EY member firms to building a better working world and creating sustainable and inclusive economic growth. It aligns environmental sustainability actions at a member-firm level with those of EY Global and promotes the sharing of leading practices on ESG matters.

Member firms have a governance structure in place to oversee the management of Carbon Ambition targets related to their local circumstances. Member firms individually develop annual environmental action plans to achieve carbon emission reductions and manage the plans through an internal environmental management system. Actions can span multi-year efforts and can range from retrofitting offices with LED lights, to country- or office-level renewable energy procurement, to finding less carbon intensive travel alternatives.

Climate KPIs are also included in the scorecards used to inform the performance of EY regions under each Regional Managing Partners (RMPs) quarterly. RMPs oversee the member firm progress year over year.

Corporate Responsibility Governance Committee (CRGC)

Overseeing the EY Carbon Ambition

The EY Corporate Responsibility Governance Council (CRGC) is a committee of

the GE established to coordinate corporate responsibility across EY. This body includes members of the EY Global Executive and provides senior leadership representation from across EY services lines, functions, and geographic areas.

The CRGC supports the EY Global Chairman and CEO and oversees the EY [Carbon Ambition](#), including implementation of the EY Global Environmental Statement. The role of the CRGC is to operationalize the global vision, drive global consistency, and share leading practices. It is chaired by the Global Managing Partner - Business Enablement.

For example, the decision to become carbon negative in 2021 and net zero by 2025 was sponsored by the EY Global Chairman and CEO and approved by the CRGC and the GE.

“

Collaboration is the lifeblood of real progress on mitigating climate risk and achieving the ambition set out in the TCFD. EY has both the responsibility and insights to support accelerating action, whether through engagements at the employee, community, national or international levels. Our role in the S30 is a prime example. We convene chief sustainability officers to share their experiences addressing urgent challenges in health, climate and biodiversity because no one company or industry can do this alone.

Steve Varley
Global Vice Chair – Sustainability

Global Vice Chair – Sustainability

Driving internal and external climate action


The EY Global Vice Chair - Sustainability reports to the EY Global Chairman and CEO and leads the overall EY go-to-market sustainability strategy and the strategy to achieve our Carbon Ambition, working with member firms to reduce their carbon footprints. These internal responsibilities include setting climate goals, tracking the progress of the strategy, and refreshing it as needed.

The Global Vice Chair - Sustainability contributes to the GE agenda annually and connects regularly with other senior leaders. This executive sponsors quarterly sustainability leadership meetings to assess EY's market position and progress toward achieving our Carbon Ambition.

This role also drives climate change action beyond EY by supporting EY clients in achieving their own sustainability goals. By collaborating across EY service lines to spearhead the EY global sustainability strategy, the executive in this role helps clients adopt innovations and technologies which create long-term value by enabling environmentally sustainable growth.

The Global Vice Chair - Sustainability also drives climate action by engaging with corporate peers and civil society. The current executive in this role is a founding co-chair of the S30, a group of 30 chief sustainability officers from some of the world's leading businesses, which was launched in 2020 in collaboration with the Sustainable Markets Initiative, an initiative launched by His Majesty King Charles III when in his prior role as The Prince of Wales.

Various other functions across EY support this role in coordinating the identification, assessment and management of risks and opportunities related to climate change.



Global Vice Chair – Assurance

Climate Change and Sustainability Services

The Global Vice Chair - Assurance, who sits on the GE, is an important driver of sustainability at EY and continually seeks to integrate leading practices across the member-firm network. Part of this position's remit is ultimate responsibility for EY Climate Change and Sustainability Services (CCaSS), a subservice line of the global Assurance practice. CCaSS offers deep technical skills across a breadth of climate-related issues to help businesses protect and create value from sustainability.

Global CCaSS Leader

The Global CCaSS leader is responsible for a multidisciplinary global practice that helps companies understand and respond to risks and stakeholder concerns related to sustainability, environment, health and safety, and climate change. This executive collaborates with EY executive leadership to develop climate and sustainability initiatives, such as the EY Carbon Ambition, and identifying and assessing climate-related risks and opportunities for EY globally and its member firms.

Global Corporate Responsibility – Responsible Business

Responsible Business operationalizes our Carbon Ambition and other sustainability-related initiatives globally and reports to the CRGC. This function collaborates with local member firms to translate global initiatives into local opportunities across the three EY geographic areas: Asia-Pacific (APAC); Americas; and Europe, the Middle East, India, Africa (EMEIA). This helps to embed social and environmental value creation across the business and drives global consistency on leading practices.

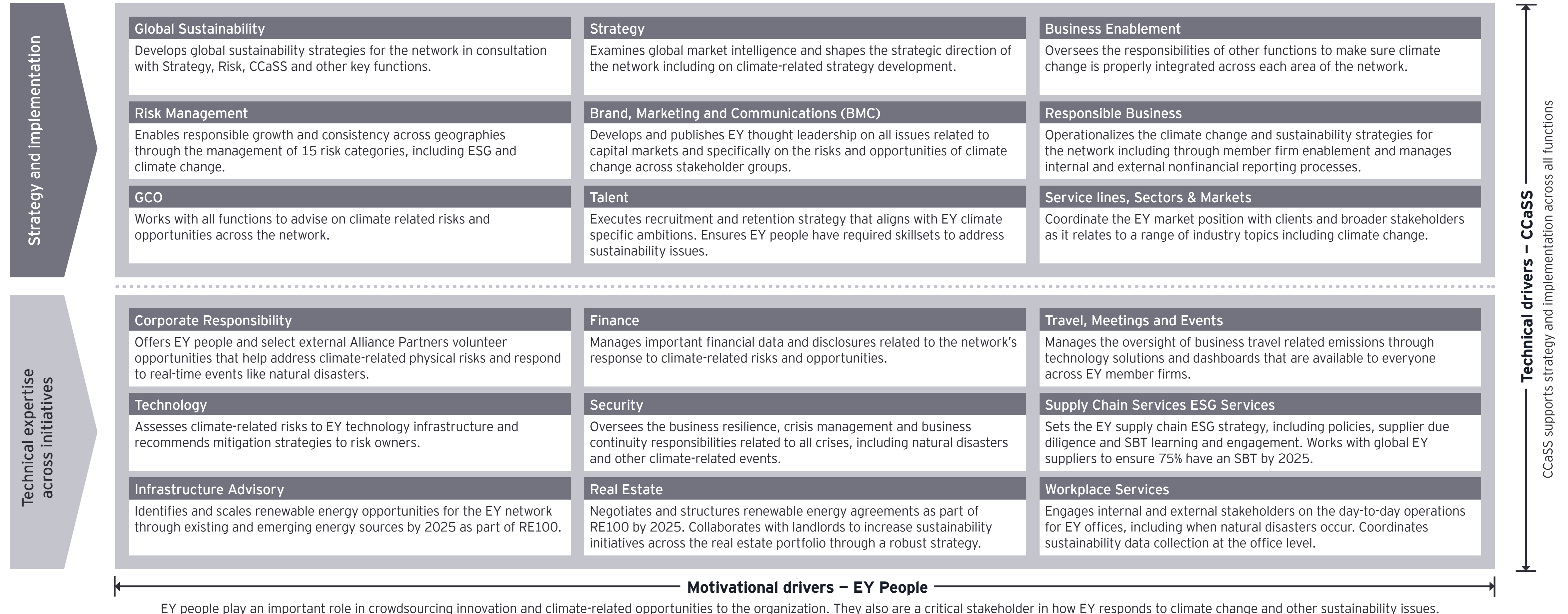
Responsible Business also manages nonfinancial reporting processes. This includes the EY annual report, all voluntary nonfinancial reporting, such as CDP, and reporting to the market on declared commitments. This function also manages internal quarterly processes for nonfinancial reporting across a range of metrics.

Functional group responsibilities

Sustainability is integrated into different business units across EY. In addition to senior management, many teams work to advance our sustainability through a range of strategic and tactical initiatives.

Illustrative examples of EY climate-related roles and responsibilities

Global Executive Coordinates the global strategy and ensures climate considerations are embedded into the business.



Climate linked remuneration

At EY, sustainability and climate-related goals are indirectly considered in several executive performance evaluations at different levels of seniority.

As part of the NextWave strategy, carbon reduction targets for executive leadership have been aligned with the EY Carbon Ambition. By including these metrics in leadership performance reviews, this approach encourages the organization to meet the EY Carbon Ambition targets, which are reviewed quarterly. Integrating these metrics into direct remuneration could further increase global and regional accountability at the executive level.

Many EY member firms offer employees recognition and monetary awards linked to positive action on sustainability and climate change. Awards are given for both direct and indirect contributions to the sustainability program and carbon reduction activities, such as managing a successful staff engagement campaign or implementing a process or behavioral change program with positive environmental impact.



Climate and sustainability training and engagement

We believe that understanding the issues at the heart of sustainability is critical to achieving real change. That's why we continue to invest in EY people to build their understanding of the risks and opportunities associated with a net-zero future, the environmental and social impacts of climate change, biodiversity, and other key issues. We are activating an organization-wide upskilling program through a range of initiatives and formats.

Sustainability & ESG EY badges

EY badges are a domain-based, guided learning program for employees in a wide range of areas. Sustainability badges are designed to help employees learn about the environmental, social, and economic concepts underlying sustainability and give opportunities to apply learning through client engagements, internal projects and beyond. The badges equip employees with the strategies and tools to recommend sustainable solutions and create long-term value for EY clients, people, and society.

Currently, EY offers sustainability badges in the areas of:

- Climate change
- Creating long-term value through ESG
- Circular economy
- Impact entrepreneurship
- Responsible and inclusive business
- Sustainable finance

In FY22, EY people began more than 8,000 sustainability-related EY Badges and achieved 5,000 of these sustainability credentials. In addition, business leaders across EY earned about 1,000 badges as part of a leadership education program focusing on key sustainability themes and client issues.

EY Masters in Sustainability

EY launched the EY Masters in Sustainability by Hult in FY22. It is now available to all employees. The program aims to significantly expand sustainability and climate literacy among EY people and help them apply those skills in recommending sustainable choices and creating long-term value for EY clients, people, and society.

The program requires completing an EY Ripples Sustainability Design Capstone project. Through the Capstone projects, participants design transformational EY Ripples offerings with the potential to accelerate social and environmental sustainability globally and catalyze EY's ambition to positively impact one billion lives by 2030.

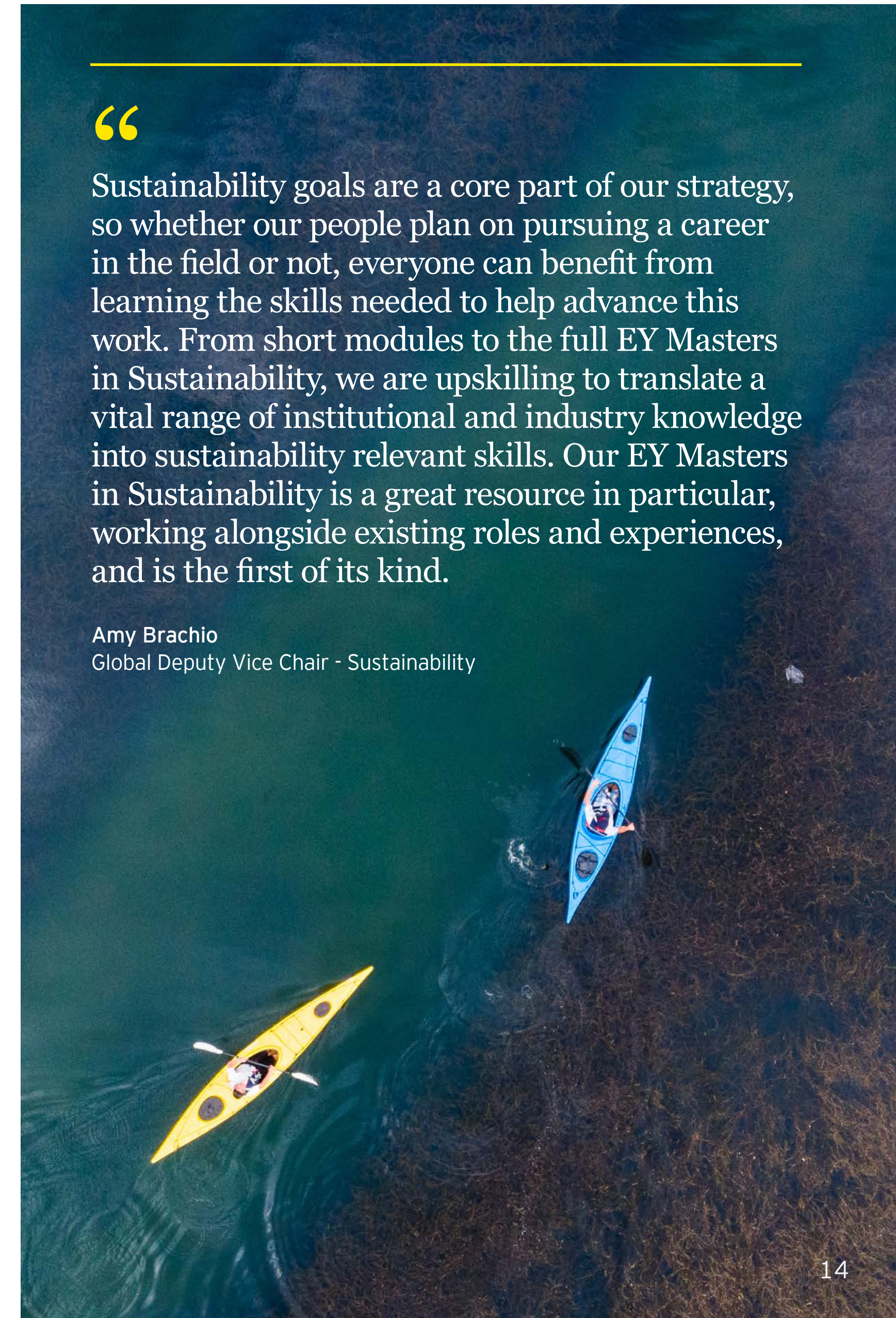
SustainabilityNow!

SustainabilityNow! is a bite-sized introductory learning module designed for anyone who would like to build their confidence and understanding of the major topics in sustainability and climate change. The short module introduces the key issues at the heart of sustainability, describes EY's sustainability journey, offers ways to engage clients in conversation, and shares how individuals can act to make a difference.

“

Sustainability goals are a core part of our strategy, so whether our people plan on pursuing a career in the field or not, everyone can benefit from learning the skills needed to help advance this work. From short modules to the full EY Masters in Sustainability, we are upskilling to translate a vital range of institutional and industry knowledge into sustainability relevant skills. Our EY Masters in Sustainability is a great resource in particular, working alongside existing roles and experiences, and is the first of its kind.

Amy Brachio
Global Deputy Vice Chair - Sustainability



Sustainability@EY

EY launched Sustainability@EY in early FY23 as a community-led approach to help EY people grow their knowledge of important climate-related issues, understand how we are helping clients create value from sustainability, and encourage personal and collective action that makes a difference. The program aims to:

- ▶ Bring EY people together to inspire positive action in a supportive environment
- ▶ Build knowledge and understanding of key issues, our sustainability ambitions, and our work to help clients create value from sustainability
- ▶ Build pride and power in our position as a sustainability leader
- ▶ Support and amplify the work of individuals, teams, and networks around EY that are already taking inspiring action

Employee-led sustainability networks

EY is proud to support employee-led networks focused on the sustainability and ESG agenda. The Eco-Innovators, an employee-led network, is staffed by passionate volunteers whose mission is to use smart thinking and smart technology to solve the climate and ecological crisis. Eco-Innovators connects EY people from all service lines to share ideas and ideas related to climate change and broader sustainability.

The Sustainable Supply Chain Global Community of Interest is a community of practitioners with experience and interest in sustainable supply chains focused on enabling knowledge-sharing, developing go-to-market capabilities, and driving integration between teams.

The EY Oceania Sustainability Action Network aims to inspire and empower people in EY Oceania, both as individuals and collectively, to protect and restore our planet by reducing our environmental footprint through making socially and environmentally responsible choices.



EY Ripples

Through the EY Ripples program, EY people are devoting their time to SDG-focused projects, bringing together the combined skills, knowledge and experience of the global EY network in pursuit of one shared vision: to positively impact one billion lives by 2030.

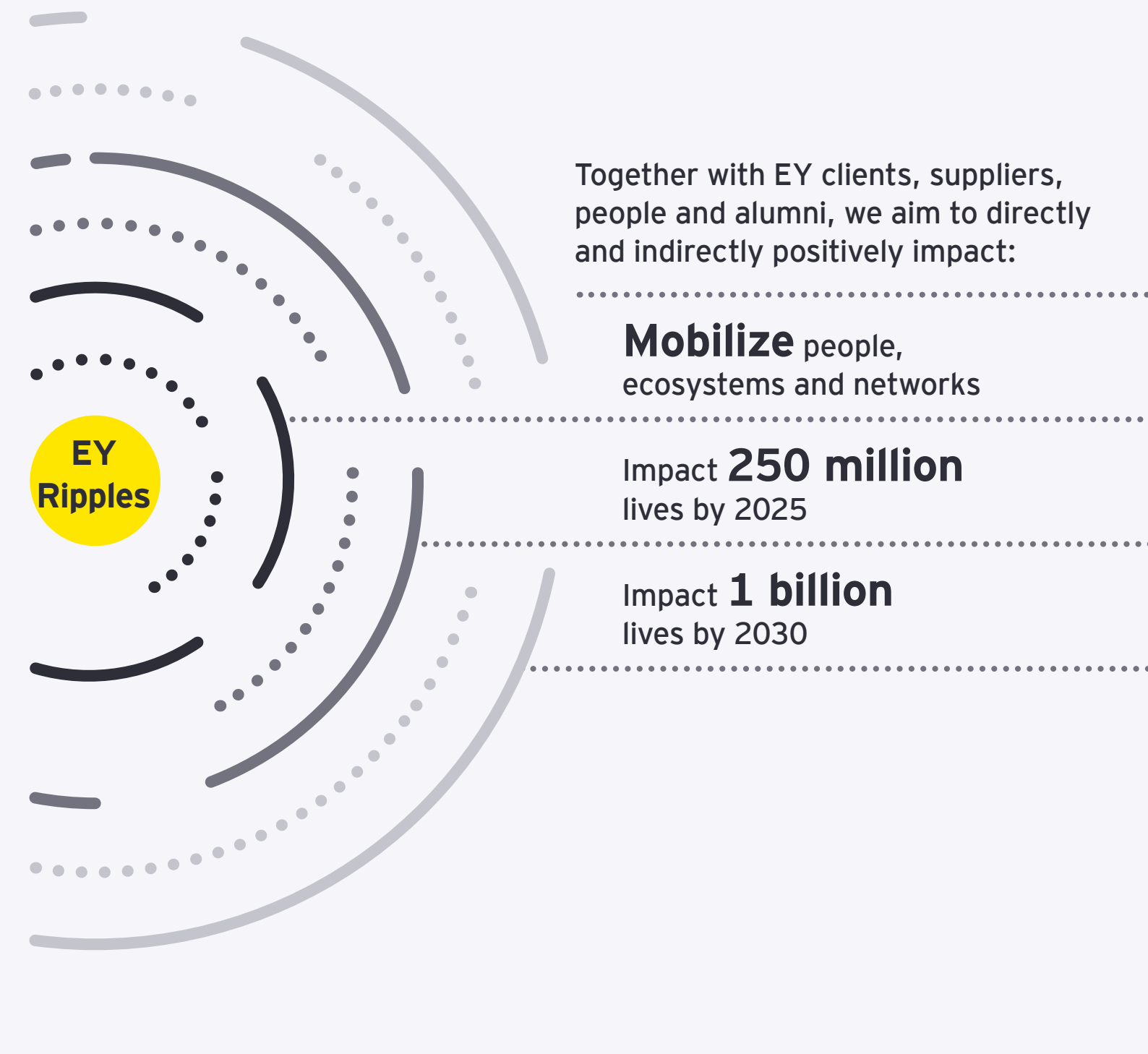
EY Climate Ideation Clinics provide an example of EY Ripples programming focused on combating climate change. Conducted globally, the 2.5-hour virtual or in-person clinics connect with students and mobilize them to harness their energy and creativity to address the climate crisis.

During the clinics, students think about better answers to the climate emergency through case studies of sector-specific challenges. Participants ideate on a challenge using design-thinking methods facilitated by EY discussion leaders and then vote for the best solutions. The ideas from the EY Climate Ideation Clinics feed into EY insights (e.g., thought leadership, blogs, articles) to help inspire and influence businesses to accelerate sustainability.

At the same time, across the global EY network, we continue to challenge ourselves to embed responsibility, inclusiveness, and sustainability more deeply in everything we do. This includes participating in global commitments to uphold and promote human rights, and to innovate toward a net-zero future.

By engaging with environmentally-focused nonprofits and impact enterprises, EY Ripples gives thousands of EY people direct experience with the real-world challenges and opportunities of climate action every year.

EY Ripples: Ambition and focus areas



		Examples
1	<p>Supporting the next-generation workforce</p> <p>Supporting young and underserved people to develop the mindsets and skills they'll need to find and sustain meaningful work</p>	<p>Empowering the next generation of girls in STEM through the gamified EY STEM App</p> 
2	<p>Working with impact entrepreneurs</p> <p>Helping scale small and growing businesses that are driving progress toward the UN Sustainable Development Goals (SDGs)</p>	<p>Immersive project to help M-KOPA to connect the disconnected with pollution-free lighting</p> 
3	<p>Accelerating environmental sustainability</p> <p>Driving the adoption of behaviors, technologies and business models that protect and regenerate the environment, while unlocking economic opportunity</p>	<p>Challenging students to ideate better answers to the climate crisis through Climate Ideation Clinics</p> 

Strategy

Aligning on the needs and interests of all stakeholders is fundamental to executing on the EY NextWave strategy and achieving our ambition to deliver long-term value to EY people, clients, and society.



In pursuit of reducing the environmental footprint of offices, the EY Real Estate Services team looks for alternative building materials for office design projects. In the EY Doberman Stockholm office, mycelium wall panels grown from forest fungus line the workspace as shown above. This also incorporates waste products from agriculture, paper production, and other sources with soundproofing and natural fire resistant qualities, while also being 100% compostable.

Aligning to our materiality assessment

EY conducts formal materiality assessments to prioritize topics that are both most important to our business performance and ones where we can have the greatest impact on stakeholders.

Our most recent materiality assessment, based on the concept of double materiality, was conducted in FY22 by EY CCaSS professionals guided by the GRI framework and considering future reporting requirements. The robust process included:

- Senior leadership input
- External stakeholder interviews with clients, regulators, and academics
- Industry and peer analyses
- Employee focus groups
- Internal and external media and communication reviews
- Impact analysis

The results of the most recent assessment are indicated in the materiality matrix on the right.

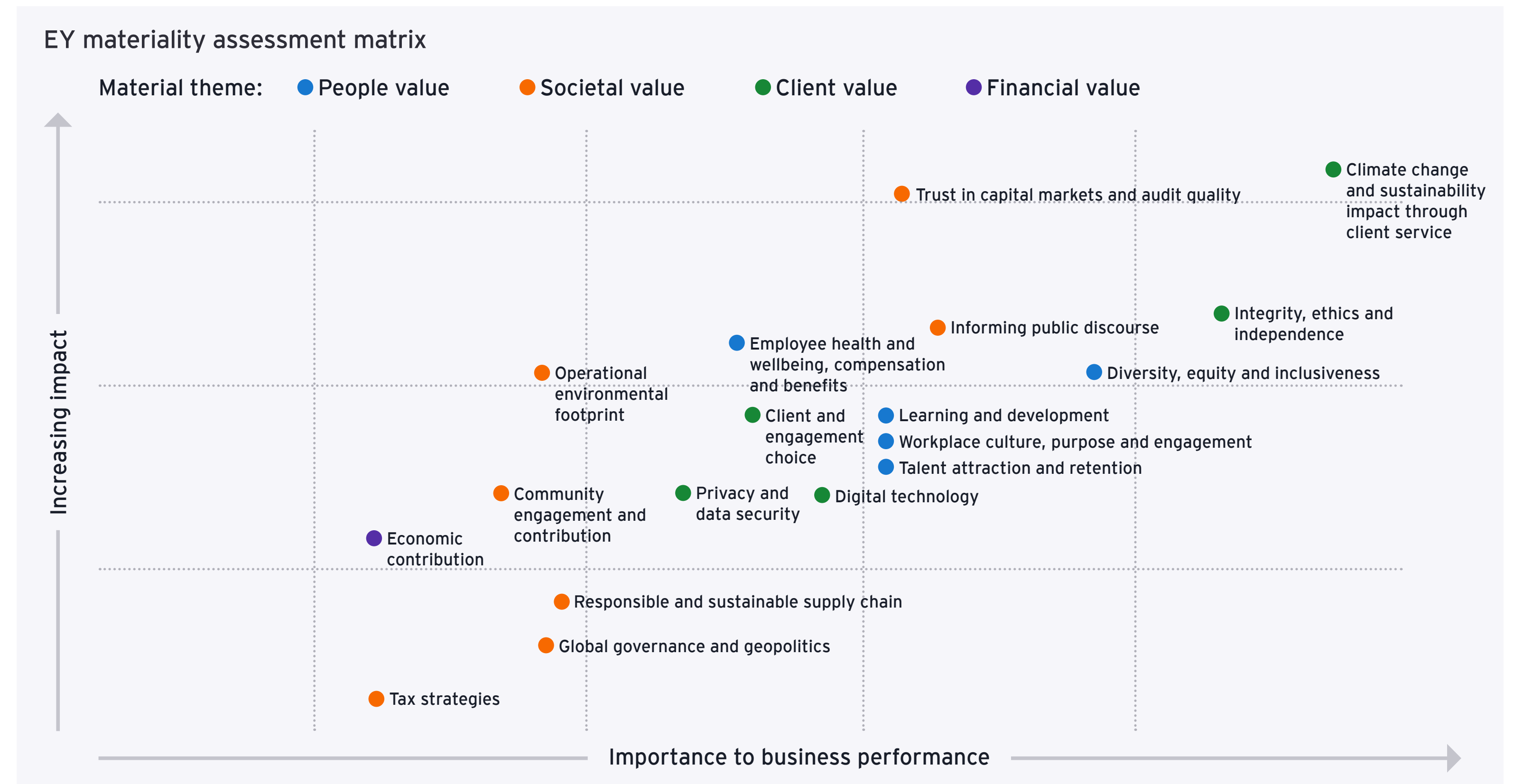
All topics indicated are material to EY. The topics in the upper-right quadrant are the most material to EY stakeholders and EY business performance, and with opportunity for greatest impact.

While we have prioritized the most material topics, we acknowledge the interconnected nature of ESG topics and consider all topics listed on the matrix as areas of importance.

The topic of climate change and sustainability impact through client service emerged as the most material for EY in our assessment, including:

- Integration of sustainability into EY systems, processes, and delivery models
- Client services and advice aligned to the scientific imperative
- Building sustainability capability across partners and people

- Evolving existing services and innovating new services, including developing tools and methodologies
- Contribution to methodologies, standards, and policies
- Impacts on key global challenges including, but not limited to, biodiversity, circular economy, water, education, human rights, water, and food security



Climate related risks and opportunities

For this TCFD assessment, EY undertook a substantive analysis of the climate risks and opportunities faced by EY employees, operations, clients, and society. We applied a people-centered approach in recognition of the essential nature of EY people, talent, and community to high-quality service delivery, effective business continuity, and long-term value creation.

An EY steering group representing key areas of the business, including global and regional leadership, real estate, procurement, risk management, talent, technology and sustainability guided the analysis. This group provided qualitative feedback and generated quantitative rankings of risks and opportunities based on their financial materiality.

These top risks and opportunities were further refined and prioritized for risk and financial impact modeling based on stakeholder priorities, data availability and supporting literature (see table top right).

Some risks identified were designated for future assessment, given data and analysis requirements (see table bottom right).

Climate risks and opportunities prioritized for the EY TCFD assessment

Category	Type	Risk/opportunity description	Primary impact
Physical	Chronic	Business interruption caused by rising mean temperatures, changes in precipitation patterns and variability in weather patterns, and sea level rise	Operations
Physical	Acute	Business interruption caused by increased frequency of hurricanes, wildfires and flooding events	Operations
Transition	Reputation	Increased stakeholder concern (clients and customers) due to reputational damage, including new disclosure and compliance requirements related to climate related disclosure and reporting	Services
Transition	Market	Market demand changes as energy transition progresses, driven by changing policies and regulations	Clients/Services
Opportunity	Services	Increased demand for sustainability-focused services	Services
Opportunity	Market	Enhanced brand value if climate leadership position is maintained and grown	Services

Risks for future consideration

Category	Type	Risk/opportunity description	Primary impact
Physical	Chronic	Labor productivity changes due to impact of rising mean temperatures	Operations
Transition (Physical)	Market (Chronic)	Market demand changes due to impacts of extreme temperatures	Clients
Transition (Physical)	Market (Acute)	Market demand changes due to impacts of increased frequency of extreme weather events	Clients
Opportunity	Resource Efficiency	Increased uptake of new technologies to reduce reliance on air travel for internal and/or client meetings	Operations

Our climate scenario analysis

EY conducted a TCFD-aligned quantitative scenario modeling of the prioritized list of physical risks, transition risks, and opportunities under “business-as-usual” (BAU) and “low-carbon economy” (LCE) scenarios for multiple future time horizons.

The BAU and LCE scenarios are aligned with IPCC AR6 Shared Socio-Economic Pathways (SSPs) to understand the range of potential financial impacts and how various socio-economic factors will influence risks and opportunities in the future.

BAU is representative of current levels of inaction regarding decarbonization, while LCE presents a more realistic and practical low-carbon scenario than the increasingly improbable SSP1-RCP1.9.



EY TCFD assessment scenarios

	BAU: Business-as-usual or high-emissions scenario (SSP5-RCP8.5¹)	LCE: Low-carbon economy scenario (SSP1-RCP2.6)
Degrees of global warming	4-5°C by end of the century	Below 2°C by end of the century
Importance to EY	<ul style="list-style-type: none"> Selected to show the maximum climate impacts possible for EY based on the network’s current operational footprint and revenue 	<ul style="list-style-type: none"> Selected to show the potential impacts for EY from a sharp pivot toward aggressive decarbonization and climate change mitigation
Primary impact	<ul style="list-style-type: none"> Physical risks are more pronounced Increasing frequency and intensity of acute risks such as floods, cyclones and wildfires Increased chronic risks from rising temperatures and changing precipitation patterns 	<ul style="list-style-type: none"> Transition risks are more pronounced Market shifts quickly to renewables and away from fossil fuels Risk of noncompliance to new climate-related disclosure requirements High reputational risks due to greater stakeholder pressure and expectations
Socioeconomic and policy factors	<ul style="list-style-type: none"> SSP5: Fossil Fueled Development (Taking the highway) Current emissions double by 2050 with low priority for environmental issues Global economy grows quickly, with energy-intensive lifestyles, strong globalization and weak international climate regulations Low-income regions start linear transition to global carbon pricing 	<ul style="list-style-type: none"> SSP1: Sustainability (Taking the green road) Inclusive development and strong, swift action on climate, via global carbon pricing regulation, high stakeholder pressure regarding ESG and rapid technological innovation to decarbonize sectors Mandatory climate-related disclosures for public companies, high voluntary adoption by private entities, and rapid increase in number of organizations seeking climate-related audit and sustainability services

¹ SSP = Shared Socio-economic Pathway, the scientific socioeconomic scenarios paired with the Representative Concentration Pathway (RCP) models from the Intergovernmental Panel on Climate Change (IPCC), the UN body for assessing climate science; Shared Socio-economic Pathways: An Overview

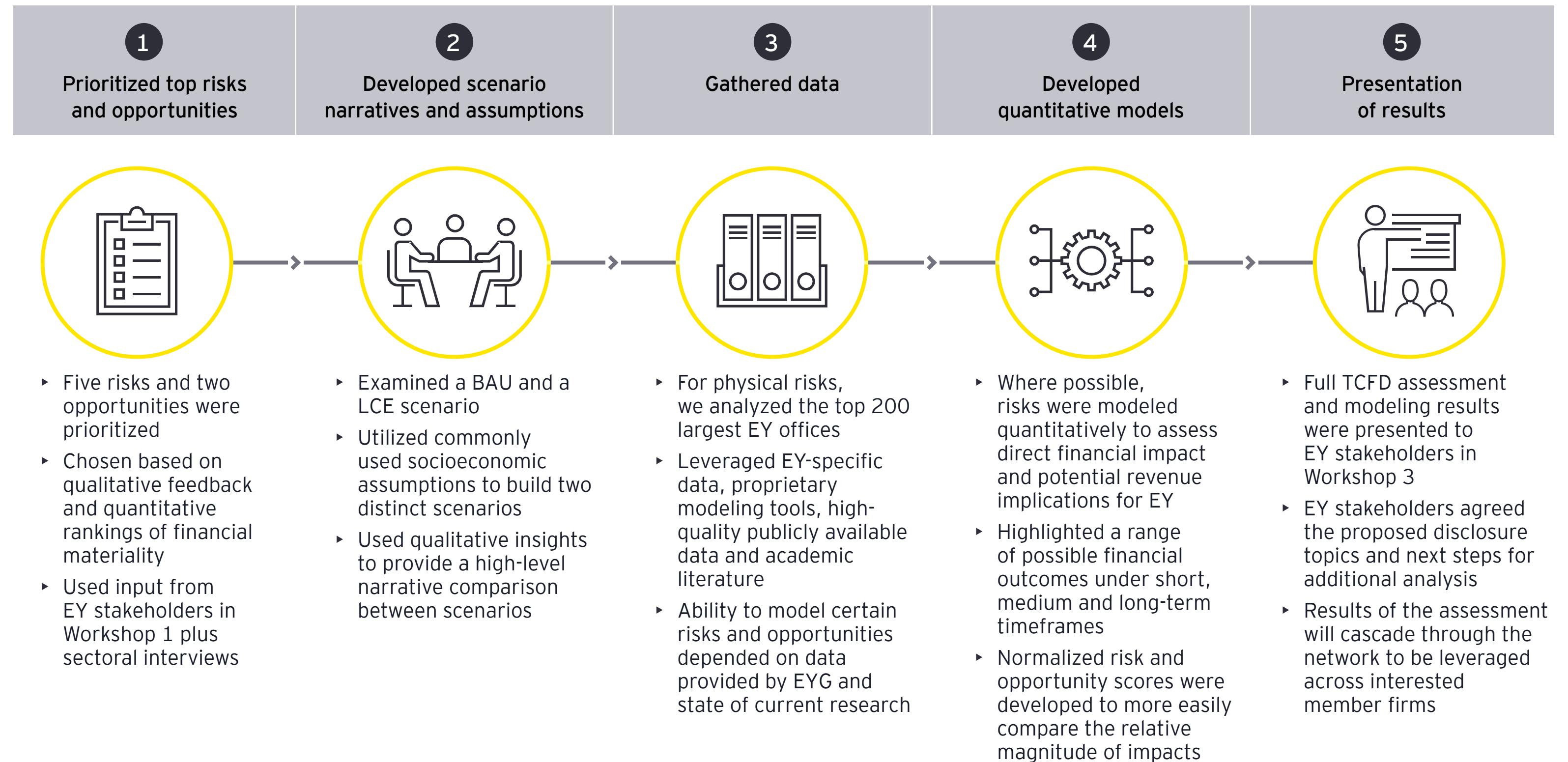
The analysis of physical risks focused on potential impacts to the 200 largest offices within the EY real estate portfolio, with consideration of revenue and staff exposed to various future climate hazards. The analysis of transition risks and opportunities considered potential revenue implications of various market, policy, and reputational factors.

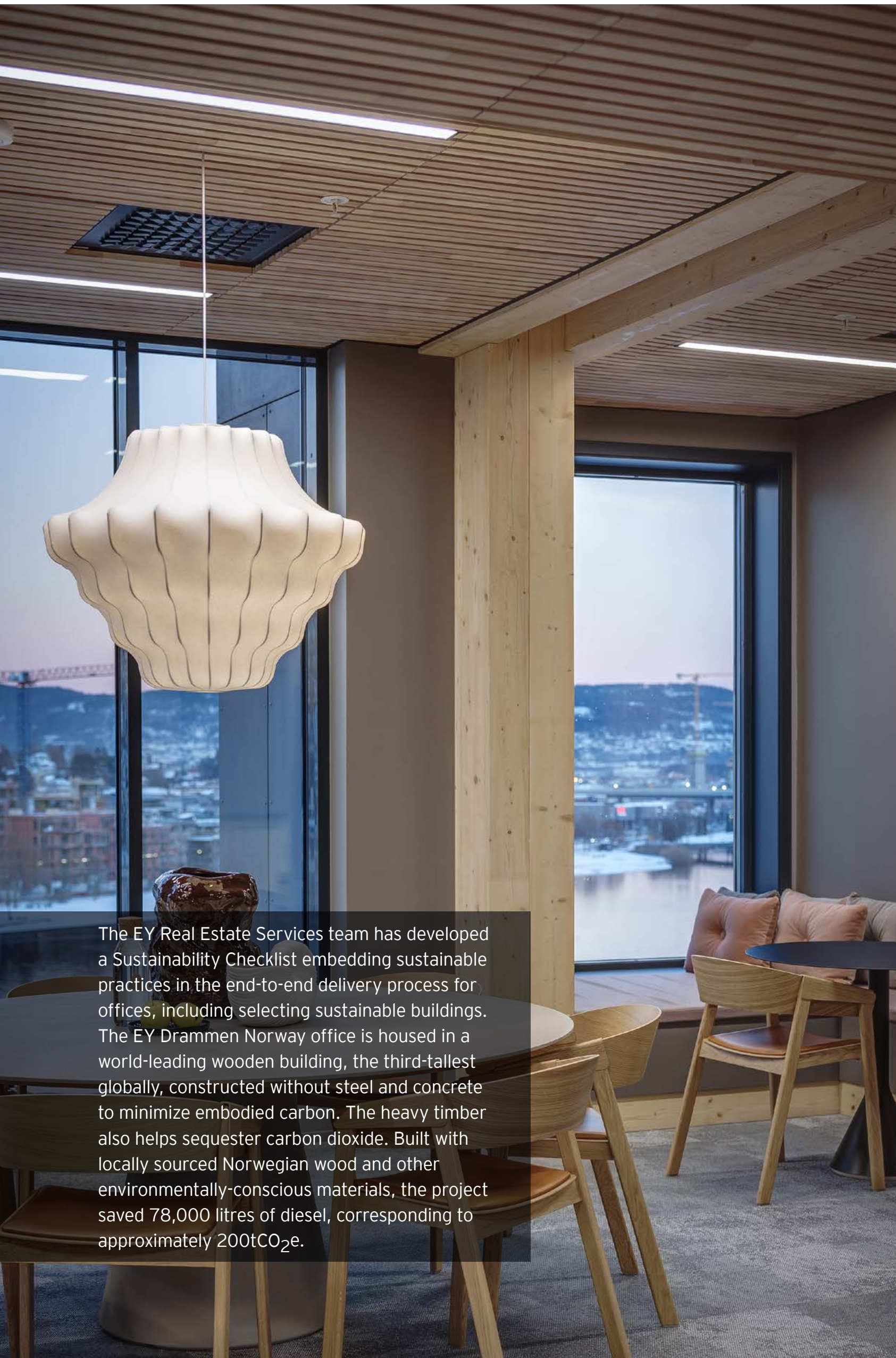
As a professional services organization, some of EY’s direct physical and transition risks are lower than those of many other companies. But in some ways, the risks clients face become our climate risks as well. This approach, therefore, models the expected shifts that clients could experience in a low-carbon or business-as-usual future, to examine the resilience of the EY business model and sustainability strategy, under either scenario.

Overall, the modeling takes a broader lens: rather than modeling climate impacts solely based on the value of EY physical assets, EY has sought to analyze risks to employees, client businesses, communities, and economic sectors due to climate change and associated societal transitions.

Approach to assessing climate-related risks, opportunities and financial impact

A five-step approach was carried out to quantitatively evaluate climate-related risks, opportunities and financial impact. The results of the scenario analysis approach are in the following section of this report.



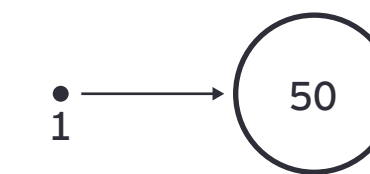


The EY Real Estate Services team has developed a Sustainability Checklist embedding sustainable practices in the end-to-end delivery process for offices, including selecting sustainable buildings. The EY Drammen Norway office is housed in a world-leading wooden building, the third-tallest globally, constructed without steel and concrete to minimize embodied carbon. The heavy timber also helps sequester carbon dioxide. Built with locally sourced Norwegian wood and other environmentally-conscious materials, the project saved 78,000 litres of diesel, corresponding to approximately 200tCO₂e.

Heatmap of global risks BAU vs. LCE

Risk or opportunity type	Description	Impact area	Metric (unit)	Scenario analysis results					
				BAU scenario			LCE scenario		
				Current	2030	2050	Current	2030	2050
Physical risk									
Chronic	Business interruption and employee health and safety impacts caused by rising mean temperatures, changes in precipitation patterns, variability in weather patterns and sea level rise	Operations	Risk score						
Acute	Business interruption and employee health and safety impacts caused by increased frequency of hurricanes, wildfires, flooding and other severe weather events	Operations	Risk score						
Transition risk									
Market risk	Market demand changes as energy transition progresses, driven by changing policies and regulations	Clients/ Services	WACI (tCO ₂ e/US\$m)						
Reputation opportunity/risk	Enhanced brand value if climate leadership position is maintained and grown/reputational damage if seen as a laggard	Services	Difference in annual revenue (US\$b), leading vs. laggard	-			-		
Services opportunity	Increased demand for sustainability-focused services	Services	Projected annual revenue (US\$b)						

Risk score



WACI (tCO₂e/US\$m)



Revenue (US\$b)



Chronic physical risks

Long-term, chronic changes in climate patterns already affect the health, safety, and quality of life of people around the world. Chronic climate effects include decreasing electric grid reliability and more frequent power outages, water and food insecurity, damage to critical infrastructure, and changes in the incidence of diseases. Sectors vulnerable to temperature and precipitation variability, such as agriculture, increasingly suffer negative economic impacts.

Current impacts to EY

With nearly 400,000 people and member firm operations in over 130 countries, EY is already seeing notable impacts to people, clients, and operations due to chronic climate change, including rising mean temperatures, changes in precipitation patterns, variability in weather patterns, and sea level rise.

For instance, in 2022 we experienced employee and service delivery disruptions due to prolonged high temperatures in India, Pakistan, and Europe, and extreme drought conditions in many regions globally.

Growing risks

Reflecting the built-in nature of climate change regardless of mitigation efforts, chronic physical risks to EY increase markedly in both the BAU and LCE scenarios, with only moderately greater potential impacts under business as usual.

Our modeling indicates that:

- ▶ Up to 90 of our top 200 offices are currently most exposed to chronic climate risks: 17 to drought, 30 to sea level rise, and 86 to increasing temperatures.
- ▶ Up to 44% of current revenues are particularly exposed to chronic climate risks: 10% to drought, 14% from sea level rise, and 43% to increasing temperatures.
- ▶ Under both scenarios, EY chronic physical risks continue to increase markedly through 2050.
- ▶ Approximately 50,000 more EY employees could be exposed to risks from drought conditions.
- ▶ Revenue exposed to sea-level rise and high temperatures could increase 5X, on average, under either scenario.
- ▶ Sea level rise could threaten the viability of continuing EY operations in certain coastal locations (e.g., Bangkok, Thailand).
- ▶ Revenue exposed to drought conditions could increase by more than 7X under either scenario.

Our response

EY maintains a flexible property leasing strategy to mitigate the risk of sea level rise to EY offices on coastlines. Agile leases allow EY to focus on three- to five-year terms instead of traditional 10- to 15-year leases. Our global real estate policies address a range of factors when determining locations for new facilities, including energy cost, availability, and climate change risks.

The global real estate function requires each potential new office site to properly address a series of environmental sustainability-related concerns in the request for proposal process, while continually reassessing the risk to existing offices and acting when necessary.

For example, in 2018, EY US moved the Miami, US, office inland from a location on the coast due in part to sea level rise concerns. Siting considerations also include temperature rise, given the potential health impacts for EY people, and the emissions and costs associated with cooling buildings.

For the security of EY people, Global Security is further developing agile solutions for teams to manage climate-related crises beyond what is already in place, as events increase in frequency and severity globally.

Next steps

Given the magnitude of chronic risk to our people, clients, and our business under both scenarios, we plan to take the following steps:

- ▶ Develop additional materials to train our Crisis Management and Business Continuity Teams on climate-related crisis scenarios
- ▶ Enhance our Business Resilience Framework to manage climate-related crises
- ▶ Mitigate significant chronic physical risk in the near- and medium-term, regardless of future climate scenario
- ▶ Set a region-specific high-exposure threshold for each physical hazard
- ▶ Conduct further analysis of high-opportunity (high-risk) offices, and offices that serve highly vulnerable sectors, and develop office- or region-level plans to improve resilience to chronic physical impacts
- ▶ Further develop our building selection criteria to include more sustainability-related factors into the location recommendations

Interactive map

The interactive map on this page indicates the climate physical risk to EY offices in two views:

- The first view shows overall physical risk levels by EY geographic region.
- The second view highlights the individual EY offices with the overall highest physical risk scores.

In the regional view, India emerges as one of the most important centers of physical risk due to its exposure to climate effects and the large number of EY people employed there. Greater China, Japan, ASEAN, and the US regions also have high EY workforce levels and high physical risk scores.

The locations of individual offices at overall greatest physical risk reflect the regional risk profiles. They are offices in the same high climate risk regions - and nearly all of them in coastal cities.

Note: Only the first regional view will be visible when printed.

Acute physical risks

Acute climate hazards are ones of relatively short, discrete duration, such as floods, wildfires and severe storms. The impacts of acute hazards include the short-term inability to reach the office or deliver work; harm to employee health, safety and homelife; and shocks to affected economic sectors.

Acute hazards often also cause broader socioeconomic disruptions: employee displacement and migration, destruction of infrastructure, power outages, lack of potable water and inability to access health care, among others.

Current impacts to EY

EY people, clients, and operations are experiencing considerable impacts from acute physical risks from climate events. Recent examples of events that disrupted employee lives and interrupted our ability to deliver services include:

- ▶ Hurricane Maria in 2017, the unusual winter storm in Texas in 2021 and Tropical Cyclone Batsirai in 2022
- ▶ Multiple intense Australian wildfires in recent years
- ▶ Outbreaks of waterborne and other diseases following intense monsoon flooding in Pakistan in 2022

Growing risks

Climate change is expected to increase the frequency and intensity of severe weather events, which could threaten the health and safety of EY employees, leading to potential business continuity, employee support, and disaster response implications for the organization. Additionally, these events could threaten EY operations and clients by disrupting access to critical infrastructure, including power, telecommunications, water, and transportation.

Acute climate events also have the potential to disrupt client operations and business models, which could have negative impacts to EY in the long-term, particularly for client sectors that are vulnerable to physical climate changes (e.g., agribusiness, power and utilities, government and infrastructure.)

These effects will increase in both scenarios, with greater impacts in a BAU scenario:

- ▶ Many important EY offices, representing 50,000 to 100,000 employees and up to one-third of EY global revenues, are already highly exposed to acute physical climate risks.
- ▶ Revenue exposure to acute risks could increase by 5X by 2050 in either scenario.
- ▶ The number employees exposed to acute risk is projected to increase by up to 10% in an LCE scenario and up to 25% in a BAU scenario.

Our response

We recognize that extreme weather events can harm our people and impair our ability to serve clients. Having assessed acute physical climate risks at the office level, EY employs a flexible work strategy to accommodate personnel when a member firm's operating capacity is threatened or damaged by an extreme climatic event.

Our strategy includes several measures to mitigate their effects and enable operations to continue without the need for our people to be on site to work in teams or provide service to clients, such as:

- ▶ Promoting a strong culture of remote and flexible working
- ▶ Leasing of co-working spaces, which can be used to accommodate personnel when an office building faces risks from a climate event or other natural disaster
- ▶ Deploying online working and mobile communications technologies
- ▶ Maintaining robust emergency response, crisis management and business continuity plans that are reviewed and tested frequently across EY member firms

Next steps

We are aware of how acute physical risk can disrupt the lives of EY employees, clients, and EY member firms' businesses. In the coming years, EY expects to embed a more formal risk assessment for building locations to incorporate climate-related risks into our overall enterprise risk management process. Our current physical risk analysis equips us to plan more strategically for acute risk mitigation, employee assistance resources, and possible office relocation.

Our next steps include:

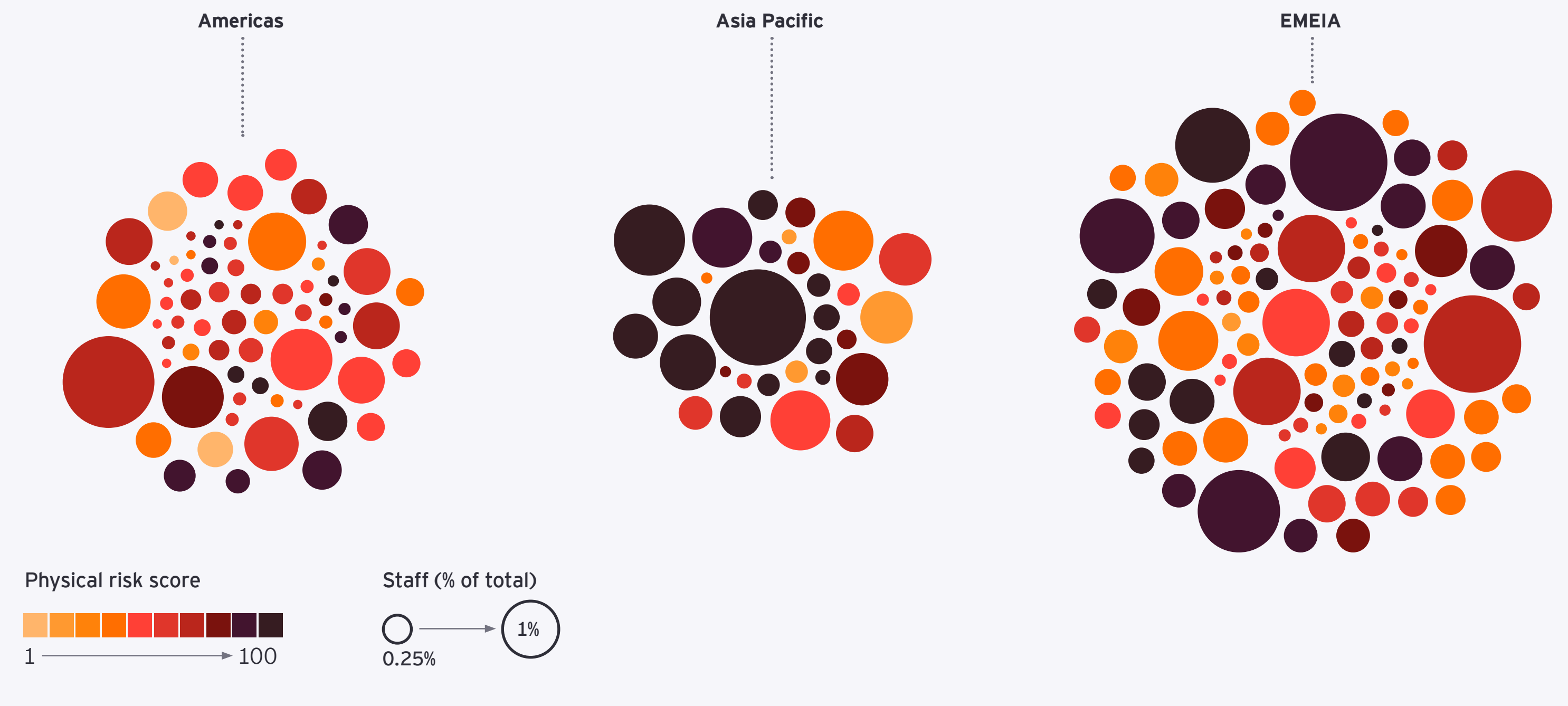
- ▶ Setting a region-specific high-exposure threshold for each physical hazard
- ▶ Conducting further analysis of high-opportunity (high-risk) offices and offices that serve highly vulnerable sectors, and develop office- or region-level plans to improve resilience to acute physical impacts
- ▶ Assessing the cost of relocating an office within a city or region (from proposal through implementation) and considering establishing a formal climate risk-related office relocation protocol

Having a granular understanding of each risk by office is critical to developing effective mitigation strategies.

The chart on the right indicates the headcount (bubble size) and physical climate risk profile (color) of each of the largest 200 EY offices in terms of number of people, grouped by geographic area.

Overall physical risk scores for regions and areas can mask important differences between offices within geographies so we have analyzed this data across multiple risk categories, time horizons and other datasets.

Climate-related physical risk by EY office



Physical risk scores are for the low carbon economy scenario/SSP1-RCP2.6 (1.8°C) for 2020

Accelerating the low carbon transition through sectors

Client climate risks are our risks

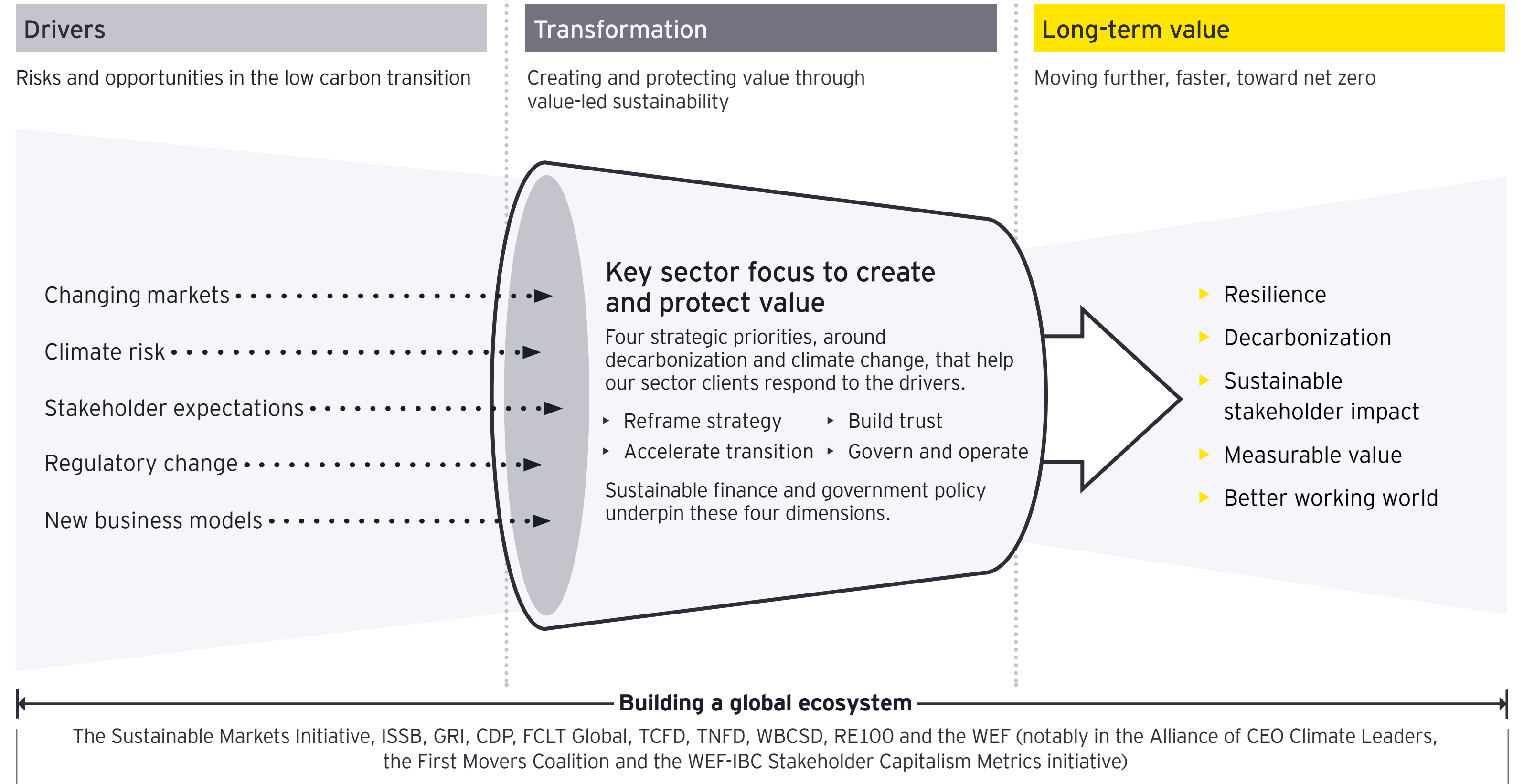
EY member firms' global presence and their role in capital markets mean that EY clients' climate risks and opportunities in the transition to a low carbon economy become our own.

Our transition risks and opportunities arise primarily from clients in six sectors due to their carbon intensity and their proportion to our overall revenues:

- ▶ Advanced Manufacturing & Mobility
- ▶ Consumer Products & Agribusiness
- ▶ Financial Services
- ▶ Government & Public Sector
- ▶ Energy & Resources
- ▶ Technology, Media & telecommunications

Our sector teams are helping our clients to mitigate climate risks and seize new opportunities with value-led sustainability.

EY is also building a global ecosystem bringing together the private sector, government, and civil society to catalyze the collaborations in all sectors needed to accelerate achievement of climate ambitions.



Sector team case studies

In addition to providing assurance on all aspects of emissions reporting, and helping clients prepare for upcoming mandatory non-financial reporting, EY sector teams are helping EY clients to mitigate climate risks and seize new opportunities with value-led sustainability.

Advanced Manufacturing & Mobility

Helping sector clients:

- ▶ Accelerate their business transformation journey to eMobility
- ▶ Reimagine the sustainability experience along their entire value chain and the customer journey
- ▶ Set actionable net-zero carbon goals and milestones, and achieve them
- ▶ Identify the policy levers required to enable intelligent mobility in their jurisdictions

Case study: Provided holistic consulting to a global automotive company concerning the mobility implications of the worldwide regulatory shift towards the Paris-aligned objective of net zero by 2050. These comprehensive insights made it possible to align the board's new strategy to these relevant mobility topics.



The mycelium wall is not only an art installation that captures attention, but also goes beyond sustainable to being regenerative and makes a net positive impact to the environment.

Consumer

Helping sector clients:

- ▶ Transform their business to create long-term value from sustainability
- ▶ Select and scale the right technologies to deliver innovative and sustainable packaging solutions
- ▶ Operationalize a sustainable and responsible supply chain with data and analytics
- ▶ Decarbonize the food supply chain

Case study: Developed a decarbonization logistics roadmap to support a \$61b multinational manufacturer in achieving carbon zero logistics operations in North America and Europe.

Energy & Resources

Helping sector clients:

- ▶ Set their corporate sustainability strategies and build the operating models, skills and workforce required to deliver it
- ▶ Build accurate and reliable climate models, including scenario modeling, which support the development and execution of their climate strategies
- ▶ Leverage digital, data, analytics and technology solutions to develop robust reporting and performance tracking systems

Case study: Supported a Malaysian energy company in determining the climate-related risks and opportunities for its business model and existing strategy; helped the client to develop a new net-zero emissions strategy and pathway.



Biophilia is a part of Workplace Guidelines for EY offices. The use of natural plants improves air quality by sequestering carbon dioxide in the EY Stockholm office along with many others since the program started in 2019.

Financial Services

Helping sector clients:

- ▶ Define the role they want to play in the transition, and how they can best support their clients and retail customers to change, including creating new products and better ways of doing business that are relevant for the new markets and new kinds of consumers that will emerge
- ▶ Measure comprehensive long-term value, so they can support the right projects and innovations, and tell a compelling, credible story about the difference they are making

Case study: Built an evidence-based business case for integrating climate and ESG factors into the investment decision-making process of a leading UK based asset owner. This enabled the client to respond to evolving market pressures including from peers, regulators and clients.

Government & Public Sector

Helping sector clients:

- ▶ Accelerate diffusion of low-carbon technologies and infrastructure-based solutions by recommending specific policy interventions and regulations
- ▶ Assess the investments needed and capital available to achieve a green transition across sectors and countries
- ▶ Facilitate involvement of institutional investors, corporations and other private sector capital sources in low-carbon investments
- ▶ Identify and implement the technological drivers which will have the greatest potential impact to accelerate the transition towards the green economy

Case study: Developed the strategy and led the execution for a significant renewable energy plant that is scaling business, manufacturing and engineering skills and capabilities for a large North African country.

Technology, Media & Telecommunications

Helping sector clients:

- ▶ Review the current state of circular economy and GHG emissions reporting and initiatives, identify roadblocks and develop a roadmap for implementation
- ▶ Develop strategic options for integrated energy and carbon management
- ▶ Design and deploy products and services that help consumers and businesses be more sustainable

Case study: Developed an electrification strategy to transition a leading telecommunications company's fleet of over 25,000 vehicles to zero-emissions vehicles by 2035.



Transition risks and opportunities: reputation

As the world moves to a low-carbon economy in response to the climate crisis the businesses seen as leading the transition through enabling products and services, and their own purpose-driven climate mitigation initiatives, will benefit from significant market upsides. Greater access and retention of talent, lower capital costs, new revenue opportunities, and enhanced stakeholder relationships and other upsides will accrue to climate leaders. Climate laggards, in contrast, will be seen as “part of the problem” and experience reduced value creation opportunities.

Reputation: impacts for EY

EY’s reputation as a leader on climate action is currently a key differentiator in the market among competitors, and a key factor influencing revenue growth. EY clients increasingly see environmental responsibility as an important factor in selecting organizations with which to do business, as demonstrated by their requests for information about our environmental programs and performance. Similarly, attracting and retaining the best talent depends on demonstrating both commitment and action on climate.

In either the LCE or BAU scenario, EY could face significant advantages or disadvantages with talent retention, as well as significant revenue gains or losses, depending on maintenance of or failure to maintain a market-leading climate reputation.

Compliance with changing and emerging climate-related regulation could influence EY’s reputation. Since market-leading regulatory compliance is inherent to EY values, EY is unlikely to face substantial direct compliance risk from increasing climate-related regulations. However, sustainability audit and assurance engagements are expected to increase substantially in either scenario, potentially leading to an increased risk of regulatory exposure in a very small percentage of such engagements, with minimal financial impact.

Our projections of revenues to 2050 in the LCE and BAU scenarios as either “climate leaders” or “climate laggards” indicates:

- ▶ Reputational impacts could be upwards of \$100 billion in cumulative revenues between 2020 and 2050 to be gained or missed as a leader or laggard, respectively.
- ▶ The biggest upside and downside reputational risks do not lie between leader and laggard status within scenarios; rather they lie between leader and laggard status across scenarios.
- ▶ In both the LCE and BAU scenarios, the difference in projected 2050 revenues between leader and laggard status is about 3%.
- ▶ However, being a leader in the LCE scenario yields annual revenues 9% higher than being a leader in the BAU scenario, and 11% higher than being a BAU laggard.

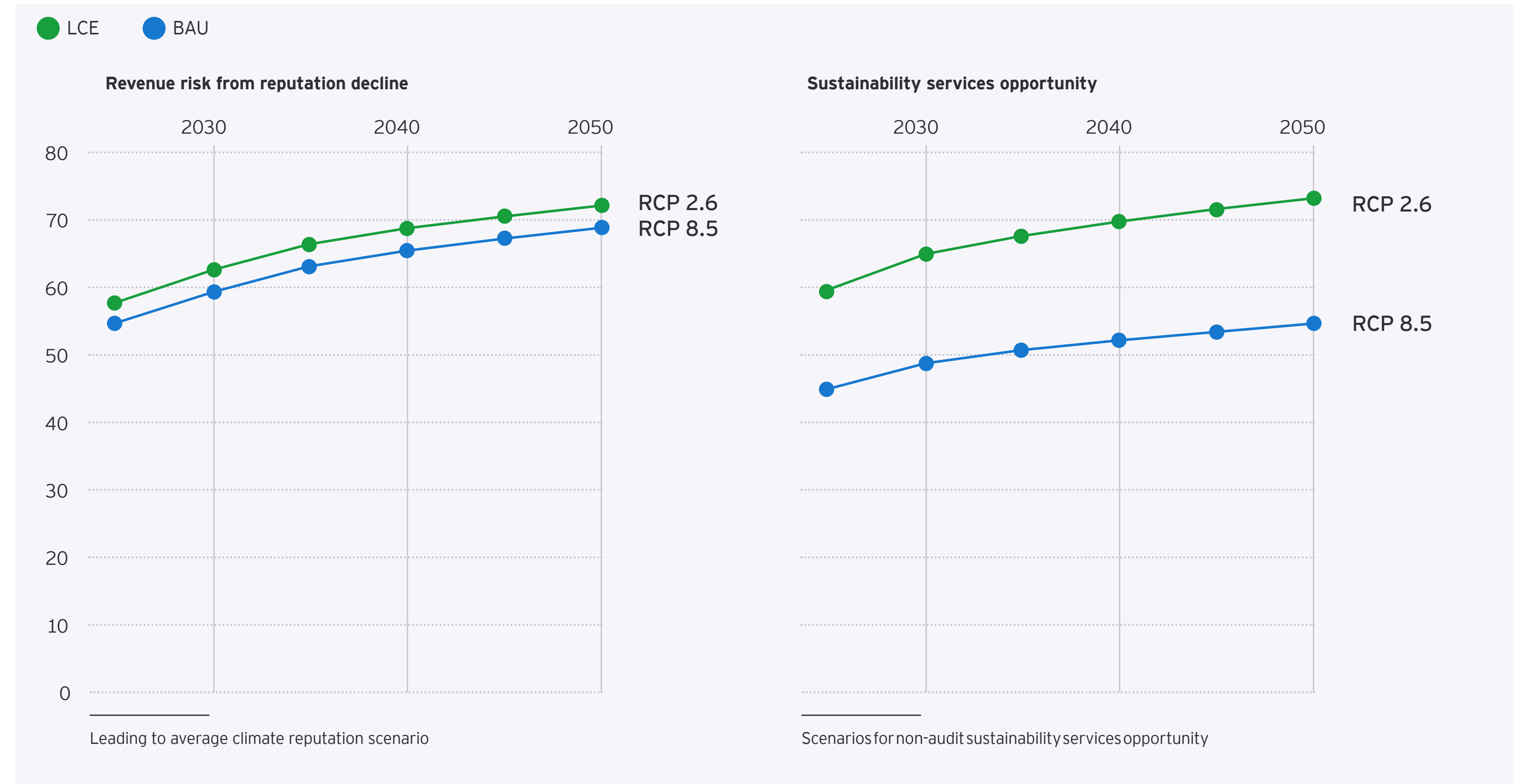
The use of local furniture brands lowers the office carbon footprint by reducing transportation. Additionally, our Office Design Guidelines specify using products with a high percentage of post-consumer recycled content by weight, a high percentage of recyclability by weight, and low embodied carbon. Re-used and re-purposed furniture pieces are also part of the new office design standards.

Our response

A positive reputation on climate depends on establishing trust with stakeholders through transparency, demonstrated impact and challenging ourselves to go further, faster in decarbonization. To this end, we have taken the following steps:

- ▶ Committing to becoming carbon negative in 2021 and achieving net zero in 2025. We became carbon negative in calendar year 2021. We will reduce our absolute emissions by 40% across Scopes 1, 2 and 3 by 2025, against an FY19 baseline, consistent with a 1.5°C science-based target approved by the SBTi, enabling EY to reach net zero in 2025.
- ▶ Publishing *Value Realized*, our annual report on the impact we have on our stakeholders – EY people, clients and society – as we execute on the EY NextWave strategy and ambition to create long-term value as the world’s most trusted, distinctive professional services organization.
- ▶ Engaging our people in global corporate responsibility initiatives, including EY Ripples and Eco-Innovators, our employee-driven sustainability initiative designed to realize our NextWave ambitions including carbon reduction.
- ▶ The EY public policy function monitors international, national, and local legislative and regulatory developments that impact member firms. In the climate space, this may include a variety of energy, tax, supply chain and climate finance-related legislation or regulations, for example. Our teams work with experts throughout the businesses to closely monitor developments and analyze proposals and legislative text for potential impacts to the EY network and its clients.

Transition risks and opportunities vary significantly based on global climate scenario



Transition risk: market demand

The transitions to a low-carbon economy will likely result in sizeable shifts in market demand for professional services in the near- to medium-term, driven by changing international frameworks, national low-carbon policies, public pressure, and shifting corporate priorities.

For example, potential SEC regulations in the United States and the imminent implementation of new sustainability reporting requirements in the EU are expected to alter the sustainability ecosystem dramatically.

Yet, market demand transition risks are difficult to quantify, as they entail large-scale, long-term projections that are projected to reshape complex economic systems and require nuanced assumptions about how economic and socio-cultural systems interact with markets, public policy, and social pressure.

As a professional services organization, our own operational carbon emissions are relatively low, which means EY is unlikely to face substantial direct transition risks from policy or regulatory actions, such as carbon pricing. However, EY clients in many sectors face substantial transition risks, which could affect their demand for EY expertise across a range of services.

Since our clients' transition risks are our transition risks, EY conducted this analysis of projected macroeconomic shifts in carbon intensity out to 2050 to investigate our indirect transition risks in a LCE or BAU scenario. We modeled the weighted average carbon intensity (WACI, measured in tCO₂e/\$m) of our leading sectors by proportion of revenue and aggregated the results based on our specific client and revenue portfolio.

Our analysis includes the following EY sectors and subsectors:

- ▶ Advanced Manufacturing & Mobility
- ▶ Agribusiness
- ▶ Banking & Capital Markets
- ▶ Consumer Products
- ▶ Government & Infrastructure
- ▶ Insurance
- ▶ Mining & Metals
- ▶ Power & Utilities
- ▶ Oil & Gas
- ▶ Technology, Media & Telecommunications
- ▶ Wealth & Asset Management

This approach provides a hotspot analysis of expected transition risks associated with EY client sectors under either scenario, which will help EY focus our decarbonization and transformation services on the highest-risk and highest-opportunity client sectors.

Transition risks and impacts

Although market demand transition risks are higher in the LCE scenario, EY client carbon intensity is projected to decrease by at least ~40% by 2050, even in BAU scenario. This means that EY should be prepared for substantial shifts in demand for services, due to increasing regulatory, client, and stakeholder pressures, in either scenario.

Expected transition impacts would likely affect all EY service lines and offerings, with the largest impacts foreseen for CCaSS, Audit, FAAS, Tax, and carbon-intensive industry account teams. In either scenario, the carbon intensity of EY clients should decline noticeably by 2050: either by ~40% in a BAU future, or by ~98% in a LCE scenario, to almost zero.

Market transition risks under BAU

The primary sectors driving EY client WACI values fall within Energy & Resources, including Power & Utilities, Mining & Metals, and Oil & Gas. In a BAU world, EY's continued relationships with carbon-intensive clients mean that EY's global WACI would decline more gradually, from about 180 tCO₂e/\$m currently to about 100 tCO₂e/\$m in 2050. In 2050, highest BAU WACI values by sector include Power & Utilities at ~1,135 tCO₂e /\$m, Mining & Metals at ~615 tCO₂e /\$m, and Oil & Gas at ~290 tCO₂e/\$m.

The Americas and EMEIA areas would be projected to decarbonize by about two-thirds and one-third, respectively, by 2050, while the Asia-Pacific area WACI would remain at approximately its current levels. The Africa, MENA, and Greater China regions would be the main geographic drivers of high WACI values under BAU.

Market transition risks under LCE

In a LCE scenario, the overall EY client WACI would decline much more rapidly, falling to one-third of the current level by 2030. By 2050, most sectors would reach a WACI near zero, although the Mobility subsector would remain at ~20 tCO₂e /\$m, Oil & Gas at ~7 tCO₂e /\$m, Mining & Metals at ~4 tCO₂e /\$m, and Advanced Manufacturing & Mobility at ~4 tCO₂e /\$m.

All EY areas and sectors would experience rapid decarbonization, with the largest decreases in WACI driven by the MENA, Africa, India, CESA, and Greater China regions.

Even though working with carbon-intensive clients could pose reputational risks, these engagements also present an opportunity to contribute to the low-carbon transition by accelerating sustainability-led transformation and actively decarbonizing carbon-intensive sectors.

Cross-cutting risk and opportunity

One key risk worth noting cuts across the risk (and opportunity) categories established for this report. If EY clients in carbon-intensive sectors fail to decarbonize quickly enough for evolving public opinion, EY could face reputational risks. Depending on the presence or absence of low-carbon policies, EY could also face compliance risks due to not meeting (or being perceived to not meet) our Carbon Ambition.

On the other hand, existing business relationships with carbon-intensive organizations could mean significant opportunities to aid and accelerate the transformation of these clients and sectors such as in data analytics, technology solutions and investment management.

Our response

If we do not continue to provide exceptional client service in this space, we could potentially lose revenue or new business opportunities. To mitigate this risk and pursue the associated opportunities, we have expanded our Sustainability solution set and global delivery capabilities in all service lines and sectors. This includes expanding the EY CCaSS teams in Assurance, who collaborate across service lines to help clients find solutions to environmental and sustainability challenges.

As described elsewhere (see *Climate and sustainability training and engagement*, above), we have implemented many initiatives to upskill our people in sustainability, such as offering a free sustainability MBA, promoting engagement with EY Ripples programming, and empowering grassroots sustainability initiatives through employee-led sustainability networks.

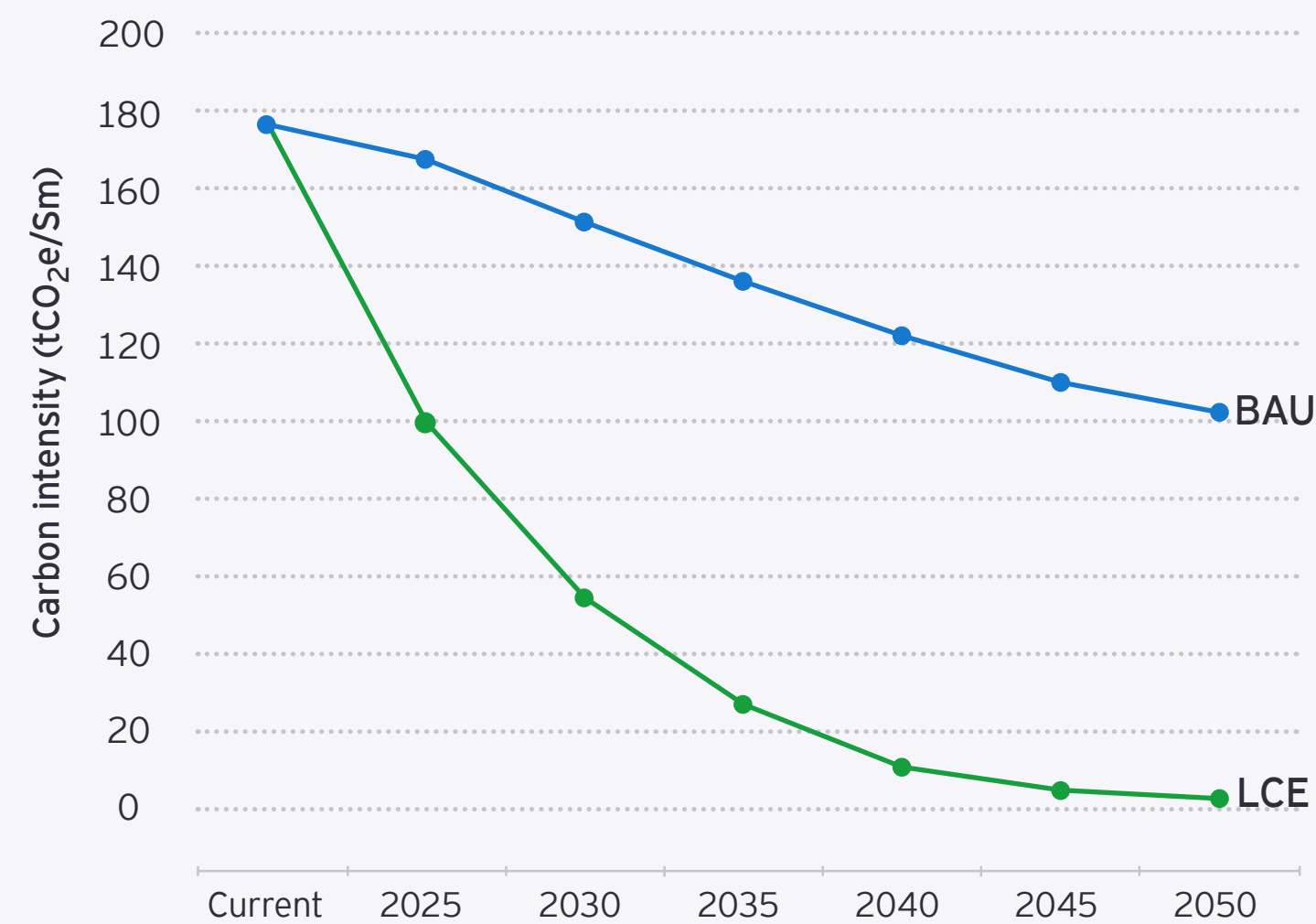
Next steps

For this quantitative assessment, it was not feasible to gather detailed carbon intensity for every EY client to directly model the actual WACI of delivered EY services. Instead, the team used peer-reviewed and publicly available macroeconomic data to build average sector-by-country decarbonization pathways, and then weighted the results according to EY sectoral and national

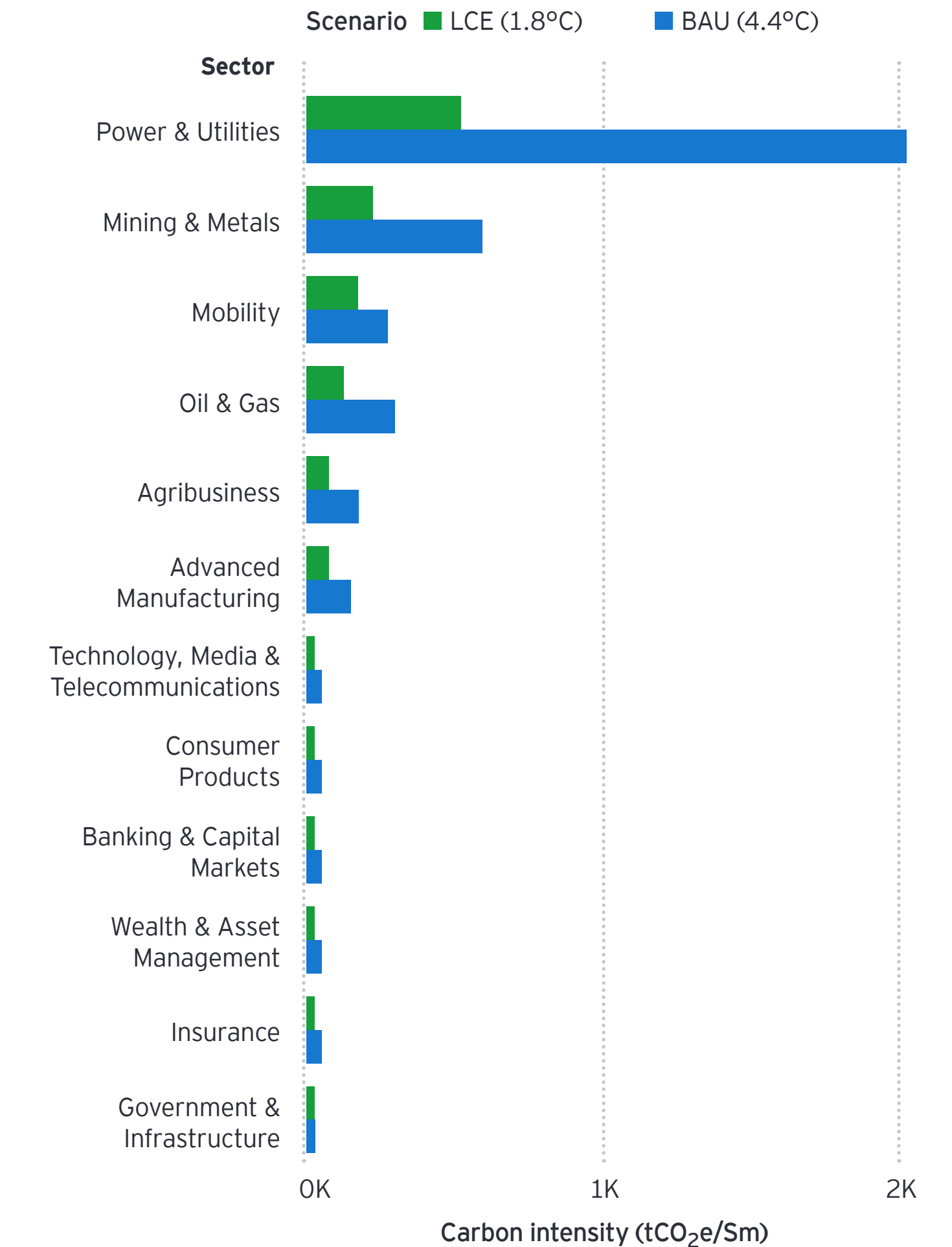
breakdown of revenue. Our future risk modeling will aim to improve on this foundational work by:

- ▶ Further investigating the number of current clients with a climate strategy, with GHG emissions reduction targets, with a net-zero goal, and/or with an SBTi-aligned goal, to better anticipate possible transition risk hotspots and opportunities
- ▶ Further investigating the linkage between the percentage decrease in client WACI and an associated percentage increase or decrease in EY revenue by service line
- ▶ Studying selected high-opportunity offices or regions that serve carbon-intensive sectors, and develop office- or region-specific transition risk management plans

EY client weighted average carbon intensity (global)



Weighted average carbon intensity by sector (2030), under either scenario



Sustainability services opportunities driven by EY's purpose

We expect demand for EY sustainability-related services to grow rapidly in both the BAU and LCE scenarios as the world adapts to climate change and mitigates climate risk. These services, and the climate change mitigation which they yield, aligns with EY's purpose of building better working world and our NextWave ambition of creating long-term stakeholder value.

From our analysis, the sustainability opportunity is almost 2X as large under LCE compared to BAU (tens of billions of USD). It demonstrates the importance of leading decarbonization efforts for ourselves and with clients, national governments, international frameworks, and across entire economic sectors.

The models project that global EY sustainability-related revenues could reach approximately US\$10 billion by 2030 and tens of billions of dollars by 2050, even under BAU. For this analysis, the team defined EY "sustainability-related services" as including, but not limited to, all CCaSS engagements, sustainability-related audit and assurance, sustainable supply chain work, sustainable tax, sustainability consulting and operations transformation, sustainable finance advisory, sustainable risk management, digital ESG enablement, and ESG-related people advisory services.

Based on projecting the EY current sustainability-related market share into the future, EY global sustainability-related revenues could grow ~65X by 2050, in a low-carbon economy. Even under BAU, the EY sustainability revenues might increase by ~35X by 2050. In the medium-term, EY sustainability revenues could increase by ~10X and 20X by 2030 in a BAU or LCE scenario, respectively.

Audit-related LCE sustainability growth would be primarily driven by EMEIA, while non-audit growth under LCE would be driven by projects in the Americas. Since LCE will benefit employee health and safety, as well as planetary wellbeing, EY should keep encouraging aggressive climate mitigation efforts and should fulfill our Carbon Ambition in the short-term as we seek to develop longer-term commitments beyond 2025.

Our response

EY will continue to fulfill our Carbon Ambition while working with our broader business ecosystem to realize a low carbon transition. We have the ability to make a difference through our work helping clients to achieve their own carbon ambitions.

Excitingly, this presents an opportunity to grow our business as we build a better working world. This opportunity encompasses engaging with clients, national governments, international standard setters, and civil society to help ensure a sustainable future for our clients, people, and the communities in which we live and work.

EY member firms are recruiting more sustainability professionals at all levels to significantly invest in EY service offerings related to climate risks and opportunities. This includes providing clients with insights and advice on understanding their energy footprint, designing sustainability strategies and governance structures, mapping impacts on their value chains and developing strategies to manage the transition to a low-carbon economy. In addition, EY member firms have been assisting clients with their climate risk disclosures and alignment with TCFD. The CCaSS teams continue to actively promote their services within the other service lines of Assurance, Consulting, Strategy and Transactions, and Tax.

Next steps

- ▶ Further modeling refinement could be achieved by attempting to explicitly assess EY projected sustainability market share from 2025 to 2050, rather than applying a constant market share percentage across all five-year increments. Such projections are difficult to perform and highly uncertain, but further refinements can be made as updated data becomes available.
- ▶ Additionally, linking cross-cutting variables, such as market share and reputational impacts, within the BAU or LCE scenario will automatically update risk and opportunity findings, as a specific assumption changes.
- ▶ This would improve stakeholders' understanding of the linkages between each risk and opportunity and would highlight the compounding effects of seizing a specific opportunity, and mitigating (or not mitigating) a particular risk.

Risk management

The EY Risk Management function contributes to long-term value and trust creation through enabling responsible growth in a fast-changing world within EY leadership's appetite for growth.



Bees are a valuable and necessary contributor to promoting biodiversity. In recent years the world has seen a decline in the honeybee population, raising concerns about long-term biodiversity and its impact on climate change. The EY Real Estate Services team has successfully engaged landlords at six EY US offices to implement rooftop beehives, at no cost. The Houston and Chicago offices serve honey harvested from the landlord provided beehives. In Houston, employees also benefit from having access to a rooftop garden and outdoor art installation as additional enhancements to the beehive installation.

Photo credit: Urban beekeeper August Stubler @alveolebuzz



Bees pictured here are from the Houston office rooftop beehive. Photo credit: Urban beekeeper August Stubler @alveolebuzz

We follow a 'three lines of defense' model.

1 The first line of defense is comprised of front-line business leadership supported by service line quality and risk management teams. Key activities include client and engagement acceptance, as well as risk ownership and management during project and audit delivery.

2 The second line of defense is experienced risk management professionals supporting the first line. Policy development, frameworks, tools, advice, guidance and monitoring are provided by the second line.

3 The third line of defense is an annual global internal audit program. In addition to individual member firm sustainability goals, EY has globally coordinated sustainability goals, including our net zero goal. Similarly, the climate-related risk management process will be assessed globally.

In FY21, global risk categories were identified based on the potential impact to the EY NextWave strategy and span aspects of EY operations including:

- ▶ Ability to deliver multi-disciplinary services to clients while considering independence requirements
- ▶ Creating and maintaining a culture aligned to our values
- ▶ Maintaining innovation and access to technology while considering data and cyber security risks

The EY global risk categories are determined via regular discussion with senior business leadership and are reviewed by the GE, the governance body of EYG that brings together EY leadership functions, services, and geographies.

The Risk Management Executive Committee (RMEC) provides oversight over the effectiveness and operation of the key risk mitigation activities. The RMEC's primary mandate is to support the assessment and management of risk. As such, it meets regularly, with an agenda covering both risk and assurance activity.

The environment in which EY member firms operate creates a broad range of diverse risks. Effective management of these risks is critical to safeguarding the EY network and delivering on our purpose, NextWave strategy and ambition. EY has a robust enterprise risk management program to identify, assess, mitigate, and monitor the risks it faces.

EYG has undertaken this first assessment of climate-related risks and opportunities, utilizing leading methodologies aligned with TCFDs, and informed by the global risk management process described above.

The TCFD assessment provides a macro view of EY's climate change risks and opportunities, looking at physical and transitional categories across operations and the market. EY is embedding these findings into our broader enterprise risk management process to track these risks and opportunities.

Metrics and targets

We are proud to be carbon negative globally for the second year running. Being carbon negative means we offset or remove more carbon from the atmosphere than we emit, which has been a significant component of our Carbon Ambition.



We have reduced our carbon emissions globally by 56% from our FY19 baseline

In FY22, our GHG emissions totaled 597,000 tonnes of carbon dioxide equivalent (tCO₂e). While this represents a 56% reduction from FY19, it also reflects a 53% increase from FY21 – a year that saw a significant drop in our Scope 3 travel emissions and Scope 2 office electricity usage due to reduced travel and work from home as COVID-19 precautions.

This was not unexpected, as many EY businesses resumed more normal business practices, and our 1.5°C pathway factors in an expected increase in GHG emissions in the post-COVID-19 environment. We also recognize that business growth – including a 29% FTE increase since FY19 – further increases emissions.

To offset the FY22 emissions we have not yet eliminated, EY invested in a diverse portfolio of nature and technology-based offset projects. These include forest protection, wind and solar renewable energy, clean cookstoves, peatland protection, regenerative agriculture, blue carbon and biochar.

Combined, they offset 723,000 tCO₂e, representing 121% of EY's FY22 emissions – enabling our carbon negative position for FY22. Offsetting should never replace organic emission reductions, but it is nonetheless a key part of the solution to direct private capital towards emissions removal and innovative new technologies that enable low carbon economic development, and target adaptation in developing and developed economies.

We set strict standards for our project selection. Projects must be independently verified, additional, permanent, not used for other purposes, not result in leakage, and have a positive impact on the community.



EY currently has three virtual power purchase agreements in place in two EY member firms, EY US and EY UK. Pictured here is one of the wind farm projects in Texas, which generated 515,226 MWh of renewable energy to the Texas grid during FY22. This is more than enough to cover 500% of EY US and EY Canada annual office energy consumption, and equivalent to avoiding over 200,000tCO₂e.

EY greenhouse gas emissions	FY20	FY21	FY22
Total emissions (tCO ₂ e)	976,000	394,000	597,000
Emissions per employee (tCO ₂ e/FTE)	3.3	1.3	1.7
Scope 1 GHG protocol (tCO ₂ e)	9,000	10,000	18,000
Scope 2 GHG protocol (tCO ₂ e)	132,000	106,000	148,000
Scope 3 GHG protocol (tCO ₂ e)	835,000	278,000	431,000
Emissions per dollar of revenue (tCO ₂ e/US\$000)	0.0263	0.0099	0.0131

Note: GHG emissions are calculated in line with the EY global carbon footprint methodology. This is based on the Greenhouse Gas Protocol developed by the World Resources Institute and World Business Council for Sustainable Development, using its "location-based" approach to reporting Scope 2 emissions. Emissions calculations use 2021 conversion factors published by the UK Department for Business, Energy & Industrial Strategy, or locally published factors where appropriate. Conversion factors used to calculate emissions from air travel include the impact of "radiative forcing." Emissions from office energy consumption are estimated using activity data representing 91% of the global office portfolio. Figures for each of the four reported years above include emissions relating to the following Scope 3 categories: business travel; employee commuting; remote working; waste generated in operations; and fuel and energy related activities.

A global sustainability data management system

Like our clients, EY strives to improve our processes around measuring and reporting GHG emissions. Through the implementation of a software solution from Enablon, an EY Alliance Partner, we can now more precisely track our emissions across Scopes 1 and 2. This includes data points like energy usage, fuel data and more from approximately 650 offices across the EY network.

Collecting this data monthly will deliver more insights about our emissions and enable a faster response where required. We also continue to closely track our Scope 3 emissions through analysis of our travel bookings and spend across air, rail, and car.

Progressing our seven-point plan toward net zero by 2025

EY launched its [Carbon Ambition](#) in January 2021 to reach net zero in 2025 with a 40% reduction in our absolute GHG emissions across Scopes 1, 2 and 3 emissions (against an FY19 baseline). This is consistent with a 1.5°C reduction pathway approved by SBTi.¹ This target aligns with what climate science deems necessary to meet the goals of the Paris Agreement to limit global warming to 1.5°C degrees.

We reached the major milestone of becoming carbon negative globally in FY21. To achieve our ambition of becoming net zero in 2025, we will continue to deliver on our seven-point plan to reduce our greenhouse gas emissions in line with our Science Based Targets initiative (SBTi)-validated 1.5°C degree pathway.

47%

of our current global electricity consumption comes from renewable energy sources.

¹ The EY net-zero pathway was validated by SBTi in 2020. We continue to follow the latest SBTi developments on net-zero standards.

1 Business travel emissions: achieve a 35% reduction by 2025 (against our FY19 baseline)

In FY22, our business travel emissions represented a 74% decrease compared to our FY19 baseline. More people chose to travel by rail in FY22 (20% vs. 10% in FY19) and fewer took same-day trips (3% vs. 18% in FY19).

Our air travel emissions limit for FY23 is 6% lower than FY22. We will continue to decrease this limit by 6% annually to meet our target of a 35% reduction by FY25.

2 Energy: reduce overall office electricity use and procure 100% renewable energy for our remaining needs

Forty-seven percent of our current global electricity consumption comes from renewable energy sources. This includes 100% renewable energy supply in the US, UK and Germany, and a significant proportion of renewable energy in India, Japan and several countries across South America. We continue to engage with existing and prospective landlords to switch to renewable energy.

In 2022, EY joined RE100, a global initiative bringing together the world's most influential businesses committed to 100% renewable electricity, as a Gold Member.

Since office energy usage is the second largest portion of our total emissions, EY's Real Estate Services has been driving overall office electricity use reduction through our EY@Work workplace program, where we developed a sustainability checklist embedding sustainable practices in our end-to-end delivery process for office locations.

By implementing the EY@Work workplace program, Real Estate Services has reduced the global office footprint consistently over the last 13 years and, along with other real estate initiatives, further reduced our consumption of resources. Over 750,000 square meters of workplace occupancy has been avoided compared to FY19 baseline density, resulting in approximately 55,000+ tCO₂e avoided (based on FY22 emissions factor) - equivalent to the emissions from approximately 10,000 residential home electricity usage for one year.

3 Contracts: structure electricity supply contracts through virtual power purchase agreements (vPPAs), to add more renewable electricity than EY consumes to national grids

EY currently has three vPPAs in two EY member firms. We will continue to work with other member firms to explore vPPA feasibility in additional markets. Two wind vPPAs in Texas, US generated 515,226 MWh of renewable energy to the Texas grid during FY22. This is equivalent to avoiding over 200,000tCO₂e.

4 Measurement: enable EY teams to calculate and reduce the amount of carbon emitted during client work

Four key tools managed by EY teams give our management, teams and individuals the ability to monitor emissions related to business travel and client engagements to help achieve our emissions goal:

- ▶ Organization-wide travel emissions dashboard which tracks progress against EY travel emissions targets and is open to everyone across EY member firms
- ▶ Traveler dashboard providing employees insights into their booking behaviors and how the decisions they make impact their wellbeing, costs, and the environment
- ▶ EY STAT, a new travel decision tool built in collaboration with IBM, that displays the carbon emissions for each travel mode to a destination - ensuring EY people have the right information to make a considered decision
- ▶ Engagement carbon calculator used to calculate the travel emissions for client and internal projects, which can be used in conversations with clients about the right amount of travel to support business needs and climate objectives



5 Nature- and science-based projects that remove or offset more carbon than we emit, every year

We continue to invest in nature and technology-based projects to offset the emissions we have not yet eliminated, such as the 10 projects in FY22 that represented 121% of our FY22 emissions and confirmed our carbon negative position for the second year.

Early-adopter support of innovative removal projects is essential to the development and scale-up of critical climate technologies needed to meet global climate goals. In 2021, EY signed a letter of intent to join the Lowering Emissions by Accelerating Forest Finance (LEAF) Coalition, a ground-breaking public-private coalition to provide finance for tropical and subtropical forest conservation, offering invaluable support for countries and benefitting hundreds of millions of people.

We continue to work with LEAF to source innovative projects for our future portfolio. EY has also signed a memorandum of understanding for the future offtake of direct air capture carbon removals from a pioneering project in the UK.

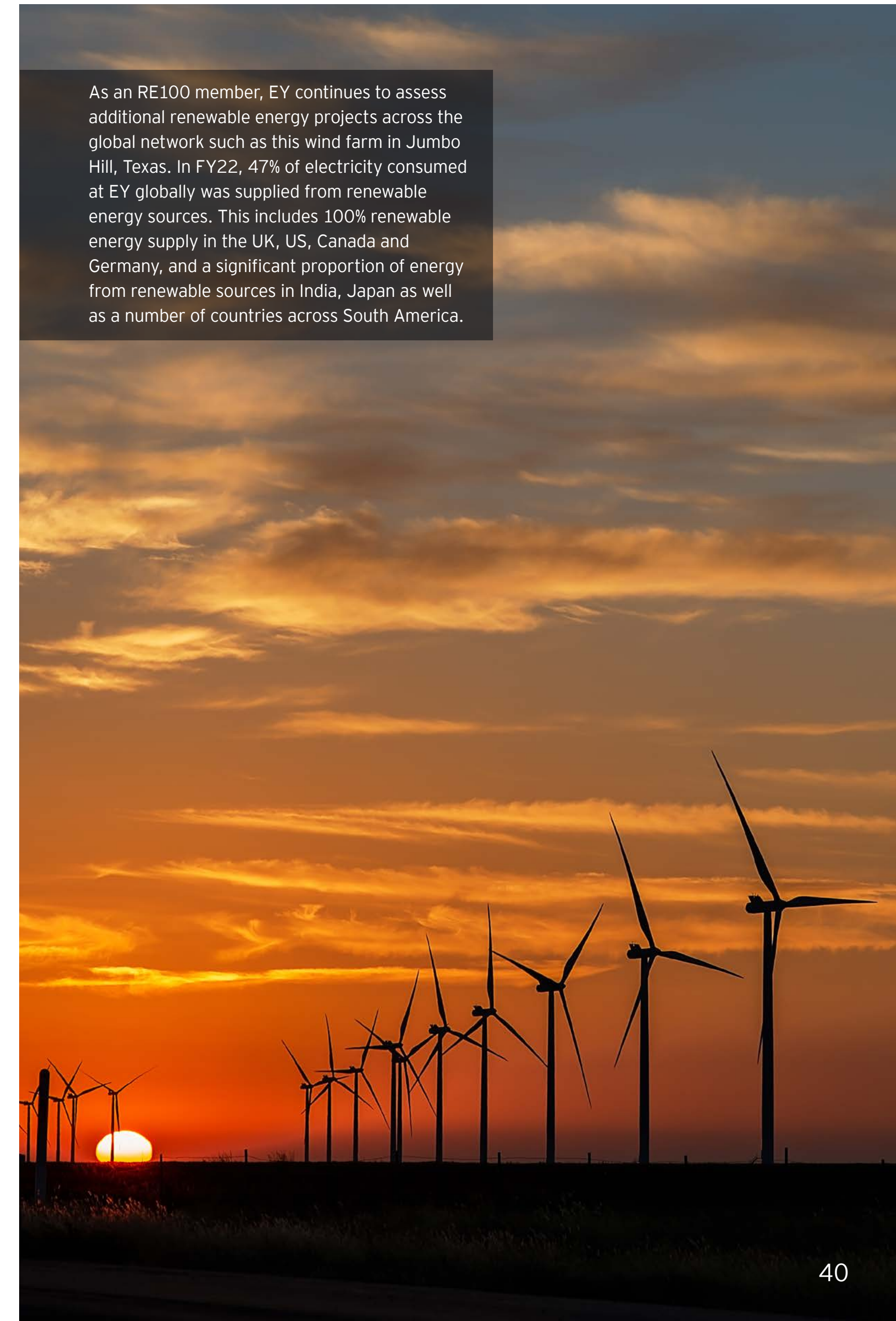
6 Suppliers: require 75% of EY suppliers, by spend, to set science-based targets no later than FY25

We encourage our suppliers to drive change by supporting them to set science-based targets for their organizations. We provide helpful training to encourage their own decarbonization journeys. To date, 54% have set a target. Our aim is that 75% will have a target in place by FY25.

7 Clients: invest in services and solutions that help clients create value from decarbonizing their businesses and provide solutions to other sustainability challenges and opportunities

We help clients with their journey to sustainability ambitions and commitments. Our innovative solutions and technologies address the top sustainability issues for organizations and their sectors. This includes collaboration with our Alliance Partners Microsoft, IBM, SAP, Enablon and ServiceNow, who we work with to develop technology, products and services that will help our clients further embed sustainability into their strategy.

As an RE100 member, EY continues to assess additional renewable energy projects across the global network such as this wind farm in Jumbo Hill, Texas. In FY22, 47% of electricity consumed at EY globally was supplied from renewable energy sources. This includes 100% renewable energy supply in the UK, US, Canada and Germany, and a significant proportion of energy from renewable sources in India, Japan as well as a number of countries across South America.



EY Global offset projects

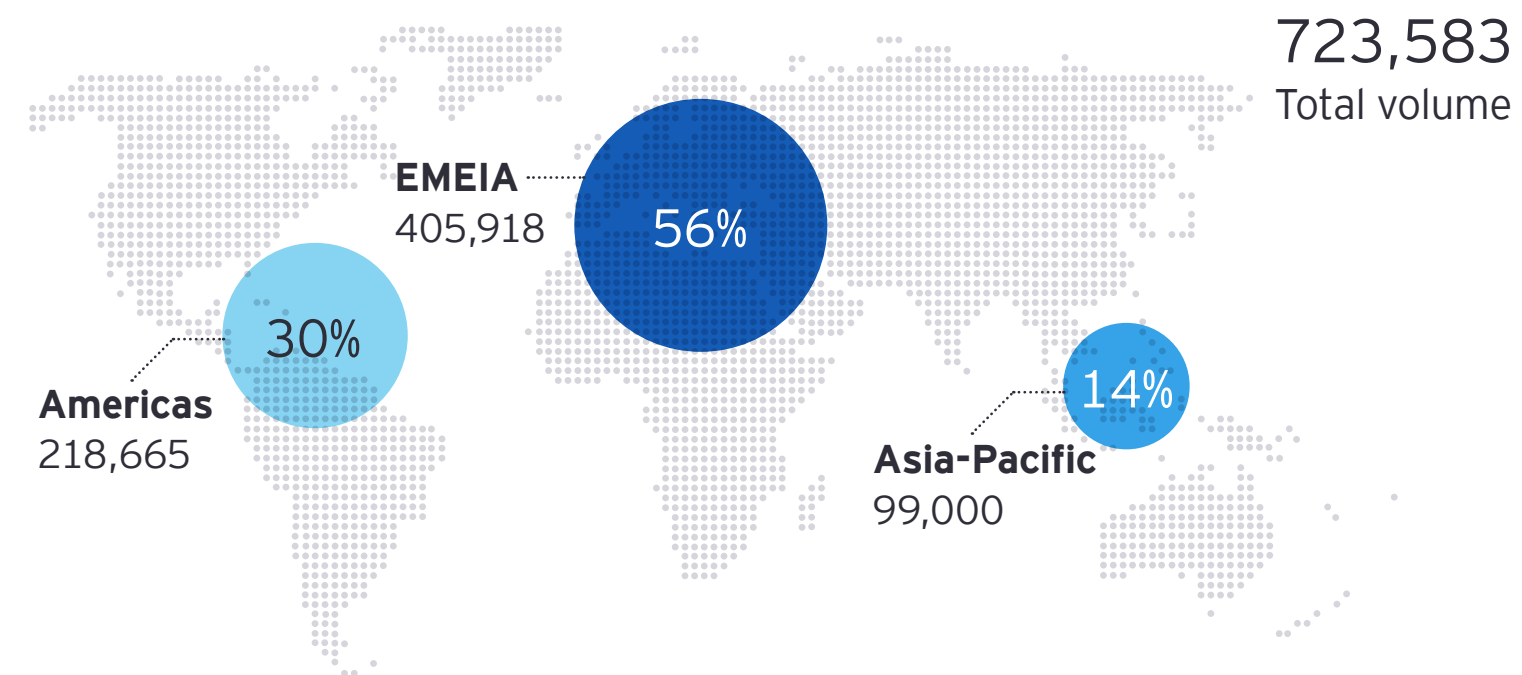
At EY, we use carbon credits to reduce our impact and accelerate the wider transition to net zero, tackling residual emissions we have been unable to avoid to date.

Offsetting cannot replace organic emission reductions as a lasting solution to climate change. Still, offsetting is a key part of interim market solutions while new technologies and approaches for difficult-to-abate emissions are being developed.

Our approach recognizes the need to support both decarbonization – removal and reduction – and the opportunity to direct private capital to wider sustainable development through offsetting.

Global offset projects in FY22 by EY area

Volume by EY Area



The long-term decarbonization of the global economy needs near-term investment. Carbon credits are an essential part of the business toolkit, supporting earlier and more ambitious net-zero commitments. While the markets are still evolving, and would benefit from greater standardization and regulation, carbon credits can direct private capital towards emissions removal projects including both nature-based solutions (e.g., reversing deforestation) and innovative engineered solutions (e.g., direct air capture). We support initiatives such as the Integrity Council for the Voluntary Carbon Market and the Voluntary Carbon Markets Integrity Initiatives which aim to improve transparency and integrity of corporate offsetting claims.

EY follows industry standards for quality assurance practices in selecting and monitoring offsetting projects. In FY22, we changed our procurement approach to obtain high-quality carbon credits from a panel of suppliers rather than a single source. We added clean cookstoves, peatland protection, blue carbon, reforestation/afforestation and protection, biochar, and renewable energy in our carbon credit portfolio. We continue to talk to clients and suppliers who are planning to bring new Carbon Dioxide Removal (CDR) credits to market in hopes of adding more in FY23. We also recognize EY has an important role to play in building trust and promoting assurance for our stakeholders across myriad issues in the market and continue to explore opportunities to provide this in carbon markets around the world.

Global offset projects in FY22

Type	Project Name	Country	Credits volume	Registry
Forest	Kariba REDD+ (VCS 902)	Zimbabwe	141,418	Verra
Farming	CarboCert for Living Soils (CSA 2962-2913)	Germany	1,000	ISO on GHG Clean Project Registry
Cookstoves	Gyapa Cookstoves (GS 407)	Ghana	50,000	Gold Standard
Peatland	Sumatra Merang Peatland Project (VCS 1899)	Indonesia	1,000	Verra
Energy	Gansu Guazhou Daliangxi Wind Power Project (VCS 544)	China	98,000	Verra
Energy	VTRM Renewable Energy 2 (VCS 1903)	Brazil	117,665	Verra
Energy	Grouped Project for Renewable Power Generation (VCS 1497)	India	212,500	Verra
Forest	Guanaré Forest Plantations (VCS 959)	Uruguay	100,000	Verra
Blue Carbon	Delta Blue Carbon (VCS 2250)	Pakistan	1,000	Verra
Biochar	Freres Biochar (Puro 100042)	USA	1,000	Puro Standard on Puro Registry



Looking ahead

We come away from this TCFD assessment with a deeper understanding of the impacts climate change will have on the global EY member firm network and the clients EY teams serve all over the world. This has given us a renewed commitment to achieving our Carbon Ambition of becoming net zero by 2025.


The process of developing the point of view and analysis shared in this TCFD report engaged over 50 EY leaders and professionals, representing all our service lines, geographies and key business functions. The interviews, workshops and quantitative analysis which informed this assessment strengthened existing organizational relationships around climate and created valuable new ones. As a result, we look forward to further progressing on our existing climate targets over the next year with enhanced agility and effectiveness.

We also look forward to building on the foundational risk analysis and scenario modeling presented in the assessment. This will help us both to deepen our reporting for TCFD and lay the groundwork for a global TNFD assessment in due course as we bring an increased focus on biodiversity.

Above all, we look forward to activating our strategy and purpose by being a catalyst for climate action, working with EY clients, peers, people and the communities we share.

Appendices

To examine the full range of climate-related risks and opportunities, we collaborated with teams across the global EY network to develop a robust approach for this assessment. We will continue to build on this first report in the coming years.



Chronic physical risks methodology

To examine possible chronic climate risks, the team modeled the risk profiles of the top 200 EY offices by headcount, which cover 70 countries, all EY regions and about 87% of EY employees (using FY22 data). For duplicate offices (those located on the same block or lot as one another), the team aggregated the overall headcount of that office complex, removed the duplicate entries and added the next-largest office(s) to the top 200 list. Physical climate risks were then modeled in collaboration with a leading third-party climate risk analytics platform. All physical risks were modeled from present day until 2100, with the assumption that EY office locations remain static through that time period. Projected future revenue was estimated by applying EY historical revenue growth rates dating back to FY14 to future years.

For each hazard, an appropriate “high exposure” threshold was determined, according to the hazard type and applicable literature. For example, locations projected to experience over 20 days per year of temperatures exceeding 35°C (95°F) were marked as being highly exposed to heat impacts. Impacts from sea level rise were modeled using coastal flood metrics, which include both storm surge and high tide effects.


Since the impacts of chronic hazards are not only felt at physical EY offices, but also disrupt society, clients and employees, the team expanded the analytic lens to model the number of employees and amount of revenue potentially exposed to various hazards. This method seeks to more accurately evaluate impacts to employee health, safety and wellbeing, as well as EY service delivery and client activity. Because EY people are our greatest asset, and our collective ability to deliver client services is worth far more than our physical buildings, the value of each physical location was estimated by multiplying the number of employees by an area-specific estimate of average revenue per employee.

Acute physical risks methodology

To examine possible acute climate risks, the team modeled the risk profiles of the top 200 EY offices by headcount, which cover 70 countries, all EY regions and about 87% of employees (using FY22 data). For duplicate offices (those located on the same block or lot as one another), the team aggregated the overall headcount of that office complex, removed the duplicate entries and added the next-largest office(s) to the top 200 list. Physical climate risks were modeled by providing latitude and longitude data to a leading third-party climate risk analysis platform. For each hazard, an appropriate “high exposure” threshold was determined, according to the hazard type and applicable literature.

For example, locations exposed to over two meters of flood depth during a 500-year storm were marked as highly exposed to flooding risk. All physical risks were modeled from present day until 2100, with the assumption that EY office locations remain static through that time period. Projected future revenue was estimated by applying EY historical revenue growth rates dating back to FY14 to future years.

Since the impacts of acute hazards are not only felt at physical EY offices, but also disrupt clients, society and employees, the team expanded the analytic lens to also model the number of employees and amount of revenue potentially exposed to various hazards. This method seeks to more accurately investigate impacts to employee health, safety and wellbeing, as well as EY service delivery and client activity. Since EY people are our greatest asset, and our collective ability to deliver client services is worth far more than the physical buildings, the value of each physical location was estimated by multiplying the number of employees by an area-specific statistic for average revenue per employee. These acute risks compound with the chronic ones, since chronic climate changes will make the acute issues more frequent and more intense.



Reputational risk and opportunity methodology

To project future EY revenue based on climate reputation, the team reviewed approximately 100 relevant academic papers, and focused on “E” and climate-related ratings as available. To simplify the vast landscape of ESG ratings into useful parameters, the team modeled the effect of maintaining a “leading” reputational status, and of falling from a “leading” climate company to “average,” or from “leading to “lagging.” Although it is difficult to model clear-cut causation between an increase or decrease in ESG rankings and a corresponding increase or decrease in corporate financial performance, there is strong evidence in the applicable academic literature that these two variables are currently measurably correlated in specific countries and regions, including the US, Australia, Canada and the EU. As of the time of modeling in 2022, studies show less strong correlation between ESG rankings and corporate financial performance in other countries and regions.

To project EY revenue under various reputational conditions, the team first grew the EY addressable market according to existing EY projections from 2023 to 2026. Next, the team projected EY FY22 P12 revenue data through 2050, assuming EY revenue will grow at the same rate by EY region and sector that the total addressable market grows. To distinguish between BAU and LCE, we applied the same scenario-specific projected growth rates used in other facets of this modeling. For the BAU scenario, we assumed that ESG rankings will continue to affect financial performance at similar rates by region, as currently determined in the applicable literature. For the LCE scenario, the team assumed that ESG ratings will start to affect company financial performance in all other regions as much as they currently affect performance in countries and regions such as the US, Australia, Canada and the EU.

By re-using applicable assumptions (i.e., similar growth rates and market share targets) across different risk/opportunity modeling calculations within the same scenario, the team deliberately built cohesiveness into the modeling effort, strengthening the linkages between different facets of the same scenario. Note that the current opportunity modeling projects values out to 2050, not to 2100, since macroeconomic, social and geopolitical climate trends become increasingly uncertain at such long timescales, and EY wanted to focus on what is actionable today. Thus, transition risks/opportunities and physical risks should only be compared out to 2050.

Market demand transition risk methodology

Market demand transition risks are difficult to quantify, as they entail large-scale, long-term projections that are projected to reshape complex economic systems and require nuanced assumptions about how economic and socio-cultural systems interact with markets, public policy and social pressure. Additionally, as a professional services organization, our own carbon emissions are relatively low, which means EY is unlikely to face substantial *direct* transition risks from policy or regulatory actions, such as carbon pricing. However, EY clients may face substantial transition risks, which would impact their ability to leverage EY expertise across a range of services.

Since our clients' transition risks are our transition risks, EY conducted a market-leading analysis of projected macroeconomic shifts in carbon intensity out to 2050, to investigate our indirect transition risks in a LCE or BAU scenario. The team modeled the weighted average carbon intensity (WACI, measured in

tCO₂e/\$m) of each of the EY client sectors and aggregated the results based on EY specific client and revenue portfolio.

To calculate client WACI, EY first modeled country-level decarbonization paths, using outputs from three prominent Integrated Assessment Models (IAMs). Next, the team constructed sector-level decarbonization paths using sector-specific marginal abatement cost curves from the central tendency of leading energy-environmental models. The team then integrated country-by-sector emissions data and sector-specific economic outputs to create sector-by-country pathways to a low-carbon economy. Finally, WACI findings were weighted based on the EY-specific breakdown of revenue by sector and country to calculate transition risk scores applicable to our own regions and client sectors.

For the LCE scenario, estimated country-level decarbonization paths assumed global net-zero CO₂ emissions by 2050 and assumed that all countries with a clear commitment to a specific net-zero policy meet their target. The modeling also assumed a cost-minimizing decarbonization trajectory was used to reach net-zero emissions. For the BAU scenario, projections assume that each EY sector/subsector and region's emissions evolve at the same average annual rate as they have historically from 2008 to 2018.


The current analysis includes the following EY sectors/subsectors, selected as being most relevant to a low-carbon transition: *Advanced Manufacturing & Mobility, Agribusiness, Consumer Products, Energy & Resources, Mining & Metals, Oil & Gas, Power & Utilities, Banking & Capital Markets, Insurance, Wealth & Asset Management, Government & Public Sector, and Technology, Media & Telecommunications*. Results were aggregated and weighted based on EY's standard regional breakdown.

Sustainability services opportunity methodology

To calculate projected growth in sustainability-related revenues under each scenario, the modeling team first estimated the total addressable sustainability market per EY region for professional services under a BAU and LCE scenario, and then assigned EY a share of that total addressable market. As mentioned in the Opportunity Description section, projected revenues from audit and non-audit sustainability work were calculated separately and then aggregated, since audit and non-audit practices experience different growth rates and market share percentages.

For BAU non-audit, the team took total addressable sustainability market-sizing estimates through 2026 - calculated by a third party in an independent quantitative analysis - and projected the growing market size using region-specific growth rates, projected (in this effort) from the reputational transition risk modeling. The team then assigned EY a share of the total addressable BAU market, according to the market share through 2025 implied by EY sustainability ambition. The total addressable market share after 2025 was held constant at the 2025 level.

For the LCE non-audit future, the EY total addressable market under LCE was projected by applying the percentage change between carbon-emission factors calculated in the policy and legal transition risk, by EY region under BAU and LCE to the total addressable market projection obtained for BAU. The team then assigned EY a share of the total LCE addressable sustainability market, using the same internal market share (for 2020 to 2025, and 2025 onward).



By re-using applicable assumptions (i.e., similar growth rates and market share targets) across different risk/opportunity modeling calculations within the same scenario, the team deliberately built cohesiveness into the modeling effort, strengthening the linkages between different facets of the same scenario. For instance, using the same percentage growth differentiation between scenarios calculated for EY transition risks to model this opportunity helps us build a coherent, plausible story within the separate BAU and LCE futures.

The current opportunity modeling projects values out to 2050, not to 2100, because macroeconomic, social and geopolitical climate trends become increasingly uncertain at such long-time horizon, and EY wanted to focus on what is actionable today. Thus, transition opportunities and physical risks should only be compared out to 2050. Additionally, market size projections more than five years into the future are difficult to develop and have a high degree of uncertainty. Therefore, the underlying market-size projections used in this modeling should be updated on a regular basis to incorporate up-to-date data.

EY | Building a better working world

EY exists to build a better working world, helping to create long-term value for clients, people and society and build trust in the capital markets.

Enabled by data and technology, diverse EY teams in over 150 countries provide trust through assurance and help clients grow, transform and operate.

Working across assurance, consulting, law, strategy, tax and transactions, EY teams ask better questions to find new answers for the complex issues facing our world today.

EY refers to the global organization, and may refer to one or more, of the member firms of Ernst & Young Global Limited, each of which is a separate legal entity. Ernst & Young Global Limited, a UK company limited by guarantee, does not provide services to clients. Information about how EY collects and uses personal data and a description of the rights individuals have under data protection legislation are available via ey.com/privacy. EY member firms do not practice law where prohibited by local laws. For more information about our organization, please visit ey.com.

© 2023 EYGM Limited.
All Rights Reserved.

EYG no. 003007-23Gbl
CSG no. 2211-4143935

ED None

This material has been prepared for general informational purposes only and is not intended to be relied upon as accounting, tax, legal or other professional advice. Please refer to your advisors for specific advice.
ey.com

EY TCFD Contacts

For a conversation about your sustainability strategy, please contact us:

Steve Varley

EY Global Vice Chair - Sustainability
savarley@uk.ey.com
+44 20 7951 6174

Matthew Bell

EY Global Climate Change and
Sustainability Services Leader
matthew.bell@uk.ey.com
+44 20 7197 7755

Gillian Hinde

EY Global Corporate Responsibility Leader
gillian.hinde@uk.ey.com
+44 20 7951 7903