

The additional payday

Considerations for weekly
and biweekly payers



Building a better
working world

Contents

Budgetary concerns..... 2

Income tax withholding 4

Payroll deductions and
special wage payments 4



The additional payday

Considerations for weekly and biweekly payers

By Debera Salam, CPP, and Debra Spyker, CPA, Ernst & Young LLP

It's that time again where a number of employers are noticing more than the usual number of payday for the year. This predictable extra payday raises questions for employers and their employees.

Here we explain why weekly and biweekly payers occasionally have an additional payroll period, the impact it can have on budget and wages, and procedural matters to be considered.

Budgetary considerations

The additional payroll period will generally always result in higher-than-normal annual wages for nonexempt employees; however, whether the same is true of exempt-salaried employees depends on how their payroll period salaries are determined.

There are three approaches for computing the weekly or biweekly pay of exempt-salaried employees, with each having a different budgetary result. The method used by a business depends on contracts or policies provided to employees (e.g., whether a salary agreement specifies a biweekly or annual salary).

1. Recompute the annual salary in the year of an additional payroll period.

The agreed-upon annual regular salary of exempt employees is divided by the actual number of payroll periods in the year. Hence, the biweekly pay of a salaried employee is 26 or 27 for the year with an additional payroll period. (See Example 1.)

Example 1. John's employer agrees to pay him \$50,000 per year. John is paid biweekly. In those years in which there are 26 payroll periods, John's biweekly pay is \$1,923.08 ($\$50,000/26$). In the year in which there are 27 payroll periods, John's biweekly pay is \$1,851.85 ($\$50,000/27$).

Budgetary result. In all years, including the year of the additional payroll period, John's annual compensation is close to the agreed-upon regular salary of \$50,000.

Why the extra payday?

When wages are paid weekly or biweekly, there's a lucky year with an extra paycheck.

Having an additional weekly or biweekly payroll period doesn't happen every year; nonetheless, when it will happen is predictable.

Because the calendar year is actually divisible by 52.1786 weekly pay periods (and not 52) and 26.0893 biweekly periods (and not 26), every 5 or 6 years there are 53 weekly periods, and every 11 or 12 years there are 27 biweekly periods.

The extra payday is the accumulative result of receiving weekly-based pay in the course of an employer's full calendar-year life cycle.





2. **Do not recompute the annual salary in the year of an additional payroll period.** The agreed-upon annual regular salary of exempt employees is divided by 26, or 52 payroll periods, and is not adjusted in those years with an additional payroll period. The result is a windfall in pay in the year of an additional payroll period. (See Example 2.)

Example 2. Mark's employer agrees to pay him \$50,000 per year. Mark is paid biweekly. His biweekly pay is computed as \$1,923.08 ($\$50,000/26$). In those years with 26 payroll periods, Mark is paid \$50,000.08. In the year in which there are 27 payroll periods, Mark is paid \$51,923.16 ($\$1,923.08 \times 27$).

Budgetary result. In the year of the additional payroll period, Mark receives excess compensation of \$1,923.16 ($\$51,923.16 - \$50,000$). In all other years, Mark's annual salary is close to the agreed-upon amount of \$50,000.

3. **Use the exact calendar-year divisor of 26.0893 or 52.1786.** The agreed-upon annual regular salary is divided by 26.0893 for those paid biweekly and 52.1786 for those paid weekly. (See Example 3.)

Example 3. Ruth's employer agrees to pay her \$50,000 per year. Ruth is paid biweekly. Her biweekly pay is computed as \$1,916.49 ($\$50,000/26.0893$).

Budgetary result. In those years with 26 pay periods, Ruth is paid \$49,828.74, which is \$171.26 less than her agreed-upon annual regular salary of \$50,000. In the year in which there are 27 payroll periods, Ruth is paid \$51,745.23, an excess of \$1,745.23 over the agreed-upon regular salary of \$50,000.

Ernst & Young LLP insights

To eliminate complications in paying the correct annual salary to exempt employees, it is not uncommon for businesses to pay their salaried exempt employees on a semimonthly basis (where allowed by state law) while paying hourly and salaried nonexempt employees on a weekly or biweekly basis. Always consult with a competent labor law advisor before making a change in the amount or frequency at which you pay salaried employees.

Income tax withholding

In the year in which there is an additional payroll period, weekly and biweekly payers should consider if an adjustment is needed to their income tax withholding formulas. Although the IRS does not specifically require that an adjustment be made when there are 27 or 53 payroll periods in the year, employers should consider the potential for withholding too little federal income tax if this change is not made. ([IRS Publication 15, page 44.](#)) Further, state and local income taxes may be more significantly impacted, and relief from underwithholding penalties may not apply.

The federal computer formula used by most automated payroll systems to compute federal income tax withholding is generally based on 26/52 payroll periods and is rarely automatically adjusted when there are 27/53 payroll periods. To avoid withholding too little federal income tax, employers using an annual withholding method should base the computation on the actual number of pay periods in the year. In other words, in the year of an additional payroll period, pay period wages are multiplied by 27/53 rather than 26/52, and the annual tax is divided by 27/53 rather than 26/52.

Employee Angela earns \$1,260 each biweekly pay period in 2018. She claims as single, with no allowances. She will receive 27 paychecks in the year. Using the annual percentage table for a single person on page 47 of Publication 15, the withholding is calculated as follows.

1. Annual withholding based on a normal 26-pay-period year:

$$\$1,260 \times 26 = \$32,760$$

$$2018 \text{ withholding on } \$32,760 = \$3,289.50 [(\$32,760 - \$13,225) \times 12\% + \$952.50]$$

$$\$3,289.50 / 26 = 126.80$$

$$\$126.80 \times 27 = \$3,423.60$$

2. Annual withholding based on a 27-pay-period year:

$$\$1,260 \times 27 = \$34,020$$

$$2018 \text{ withholding on } \$34,020 = \$3,447.90 [(\$34,020 - \$13,225) \times 12\% + 952.50]$$

$$\$3,447.90 / 27 = \$127.70$$

In this example, basing FITW on 26 rather than 27 pay periods resulted in underwithholding \$24.30 for the year (\$3,447.90 - \$3,423.60). The underwithholding can be significantly higher if the additional payroll period puts the employee into a higher tax bracket.

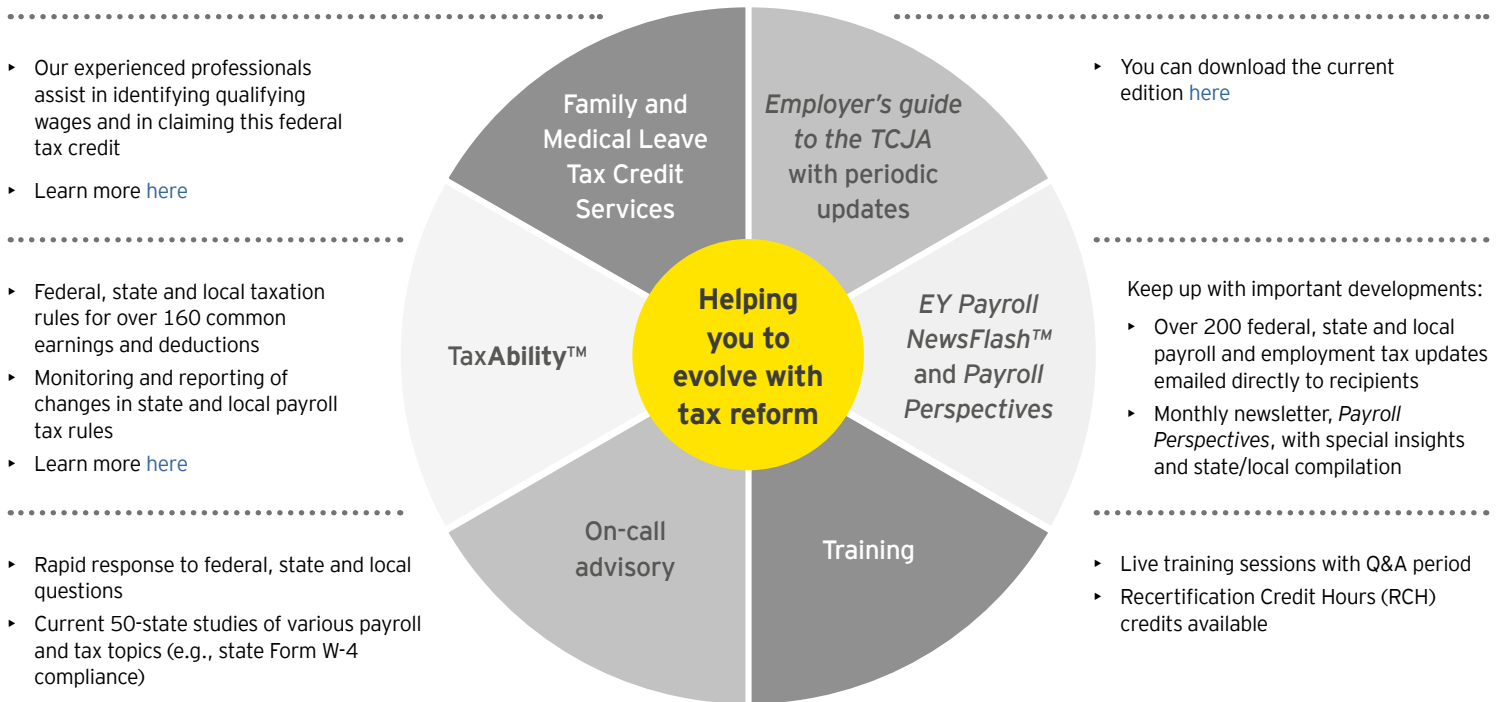
Payroll deductions and special wage payments

In a year with an additional payroll period, employers should also consider the impact on payroll deductions and special payments. For instance, contributions to flex plans and other benefit plans, such as health insurance, may be computed based on 26/52 payroll periods in the year. The deduction amount should either be adjusted to take into account the additional period or suppressed in the additional payroll period. A similar consideration applies to special wage payments that are based on 26/52 payroll periods.

Don't forget to readjust calculations in the subsequent year. Employers must be sure to count the number of pay periods in each tax year to determine if an adjustment in the income tax withholding computation is necessary. If there was an additional pay period in one tax year, and the computer formula was modified to take into account the additional pay period, be sure to change the computation back to a pay period wage multiplication of 26/52 and a division of the annual tax by 26/52 for the subsequent tax year.

Tax Reform Employer Support Services

Helping businesses administer changes under the Tax Cuts and Jobs Act (TCJA)



Contact us for more information

Bryan De la Bruyere
bryan.delabruyere@ey.com
+1 404 817 4384

Kristie Lowery
kristie.lowery@ey.com
+1 704 331 1884

Debbie Spyker
deborah.spyker@ey.com
+1 720 931 4321

Julie Gilroy
julie.gilroy@ey.com
+1 312 879 3413
+1 713 750 1591

Chris Peters
christina.peters@ey.com
+1 614 232 7112

Ken Hausser
kenneth.hausser@ey.com
+1 732 516 4558

Debera Salam
debera.salam@ey.com
+1 713 750 1591



30

23

16

9

2

3

10

4

17

11

31

18

12

25

19

26

Ernst & Young LLP Employment Tax Advisory contacts

Bryan De la Bruyere
bryan.delabruyere@ey.com
+1 404 817 4384

Julie Gilroy
julie.gilroy@ey.com
+1 312 879 3413

Ken Hausser
kenneth.hausser@ey.com
+1 732 516 4558

Kristie Lowery
kristie.lowery@ey.com
+1 704 331 1884

Ali Master
ali.master@ey.com
+1 214 756 1031

Chris Peters
christina.peters@ey.com
+1 614 232 7112

Debera Salam
debera.salam@ey.com
+1 713 750 1591

Debbie Spyker
deborah.spyker@ey.com
+1 720 931 4321

EY | Assurance | Tax | Transactions | Advisory

About EY

EY is a global leader in assurance, tax, transaction and advisory services. The insights and quality services we deliver help build trust and confidence in the capital markets and in economies the world over. We develop outstanding leaders who team to deliver on our promises to all of our stakeholders. In so doing, we play a critical role in building a better working world for our people, for our clients and for our communities.

EY refers to the global organization, and may refer to one or more, of the member firms of Ernst & Young Global Limited, each of which is a separate legal entity. Ernst & Young Global Limited, a UK company limited by guarantee, does not provide services to clients. For more information about our organization, please visit ey.com.

Ernst & Young LLP is a client-serving member firm of Ernst & Young Global Limited operating in the US.

Ernst & Young LLP does not bear any responsibility whatsoever for the content, accuracy or security of any links (by way of hyperlink or otherwise) to external websites.

© 2018 Ernst & Young LLP.
All Rights Reserved.

SCORE No. 03841-181US
CSG No. 1806-2721000

ED None

This material has been prepared for general informational purposes only and is not intended to be relied upon as accounting, tax or other professional advice. Please refer to your advisors for specific advice.


ey.com




Contact us at eyworkforceadvisoryservices@ey.com.

Connect with us

 Follow us on Twitter @EYEmploymentTax

 Join us on LinkedIn @Payroll Perspectives from EY

 Tour our payroll essentials on ey.com